

UP TO 17.2 SEER2 AND 8.2 HSPF2

HIGH-EFFICIENCY,
COMMUNICATING,
SPLIT SYSTEM HEAT PUMP



Contents

Nomenclature.....	2
Product Specifications.....	3
Expanded Cooling Data.....	4
Expanded Heating Data.....	20
AHRI Ratings (see note).....	22
Dimensions.....	23
Wiring Diagram.....	24
Accessories.....	25



Products that are recognized as the Most Efficient of ENERGY STAR® in 2023 prevent greenhouse gas emissions by meeting rigorous energy efficiency performance levels set by the U.S. Environmental Protection Agency.

* Proper sizing and installation of equipment is critical to achieve optimal performance. Split system air conditioners and heat pumps must be matched with appropriate coil components to meet ENERGY STAR criteria. Ask your contractor for details or visit www.energystar.gov.

Standard Features

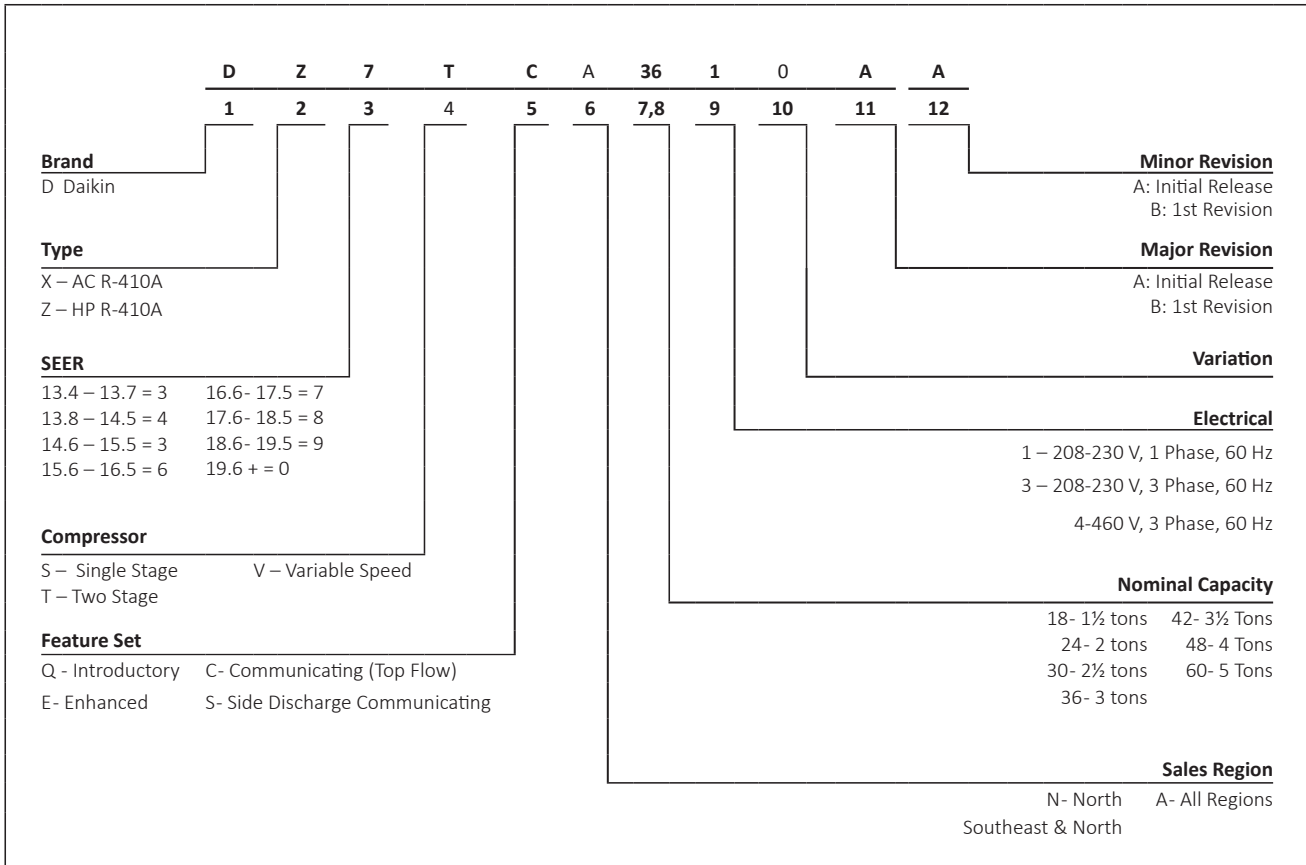
- Two-Stage Copeland® UltraTech scroll compressor
- High-density foam compressor sound blanket
- Compatible with Daikin *One+* smart thermostat Daikin *One Touch*, and other Daikin communicating equipment
- ComfortAlert™ built in diagnostics
- Copper tube/enhanced aluminum fin coil - 5mm on 2.0-3.0T
- Efficient, two-speed ECM condenser fan motor
- Simple low-voltage wiring to outdoor unit in communicating mode
- Diagnostic indicator lights and storage of six fault codes
- Color-coded terminal strip for non-communicating set-up
- High- and low-pressure switches
- Time-delay technology with short-cycle protection to ensure quiet, reliable defrost
- Factory-installed bi-flow liquid-line filter drier
- Factory-installed suction-line accumulator
- Factory-installed compressor crankcase heater
- Factory-installed high-capacity muffler
- Factory-installed coil and ambient temperature sensors
- AHRI Certified; ETL Listed





Cabinet Features

- Grille-style sound control top design
- Custom Nickel Gray powder-paint finish
- 500-hour salt-spray tested
- Wire fan discharge grille
- Steel louver coil guard
- Single panel access to controls with space provided for field-installed accessories
- Sweat connection service valves with easy access to gauge ports
- When properly anchored, meets the 2020 Florida Building Code unit integrity requirements for hurricane-type winds (Anchor bracket kits available.)



* Complete warranty details available from your local dealer or at www.daikincomfort.com. To receive the 12-Year Unit Replacement Limited Warranty and 12-Year Parts Limited Warranty, online registration must be completed within 60 days of installation. Additional requirements for annual maintenance are required for the Unit Replacement Limited Warranty. Online registration and some of the additional requirements are not required in California or Québec. The duration of warranty coverages in Texas differs in some cases. The duration of warranty coverages in Texas differs in some cases.



	DZ7TCA 2410A*	DZ7TCA 3610A*	DZ7TCA 4810A*	DZ7TCA 6010A*
CAPACITIES AND RATINGS				
Nominal Cooling (BTU/h)	24,000	36,000	48,000	60,000
Nominal Heating (BTU/h)	24,000	36,000	48,000	60,000
Decibels	71	75	77	78
COMPRESSOR				
RLA	10.9	17.0	19.9	23.7
LRA	61.0	92.0	126.5	151.0
RLA	Two	Two	Two	Two
LRA	Scroll	Scroll	Scroll	Scroll
CONDENSER FAN MOTOR				
Horsepower	ECM	ECM	ECM	ECM
Horsepower	1/3	1/3	1/3	1/3
FLA	2.80	2.80	2.80	2.80
REFRIGERATION SYSTEM				
Refrigerant Line Size				
Liquid Line Size ("O.D.)	3/8"	3/8"	3/8"	3/8"
Suction Line Size ("O.D.)	3/4"	7/8"	1 1/8"	1 1/8"
Refrigerant Connection Size				
Liquid Valve Size ("O.D.)	3/8"	3/8"	3/8"	3/8"
Suction Valve Size ("O.D.)	3/4"	7/8"	7/8"	7/8"
Valve Connection Type	Sweat	Sweat	Sweat	Sweat
Refrigerant Charge (oz.)	124	155	276	239
ELECTRICAL DATA				
Voltage-Phase-Hz	208/230-1-60	208/230-1-60	208/230-1-60	208/230-1-60
Minimum Circuit Ampacity ²	16.4	24.1	27.7	32.4
Max. Overcurrent Protection ³	25	40	45	50
Min / Max Volts	197/253	197/253	197/253	197/253
Electrical Conduit Size	1/2" or 3/4"	1/2" or 3/4"	1/2" or 3/4"	1/2" or 3/4"
EQUIPMENT WEIGHT (LBS)				
EQUIPMENT WEIGHT	219	257	307	315
SHIP WEIGHT	239	277	327	335
ENERGY STAR® CERTIFIED ^				

^ ENERGY STAR NOTES

- Products that are recognized as the Most Efficient of ENERGY STAR® in 2023 prevent greenhouse gas emissions by meeting rigorous energy efficiency performance levels set by the U.S. Environmental Protection Agency.
- Proper sizing and installation of equipment is critical to achieving optimal performance. Split system air conditioners and heat pumps must be matched with appropriate coil components to meet ENERGY STAR® criteria. Ask your contractor for details or visit www.energystar.gov.
- The www.energystar.gov website provides up-to-date system combinations certified to meet ENERGY STAR® requirements.

¹ Tested and rated in accordance with AHRI Standard 210/240

² Wire size should be determined in accordance with National Electrical Codes; extensive wire runs will require larger wire sizes

³ Must use time-delay fuses or HACR-type circuit breakers of the same size as noted.

NOTES

- Always check the rating plate for electrical data on the unit being installed.
- Installer will need to supply 3/8" to 1 1/8" adapters for suction line connections.
- Unit is charged with refrigerant for 15' of 3/8" liquid line. System charge must be adjusted per Installation Instructions Final Charge Procedure.
- Installation of these units requires the specified TXV Kit to be installed on the indoor coil.
THE SPECIFIED TXV IS DETERMINED BY THE OUTDOOR UNIT, NOT THE INDOOR COIL.

EXPANDED COOLING DATA — DZ7TCA2410A* + DMVT30BP1400*

DESIGN SUBCOOLING 5 - 7 °F @ THE LIQUID SERVICE VALVE, ARI 95 TEST CONDITIONS

IDB	AIRFLOW	OUTDOOR AMBIENT TEMPERATURE												ENTERING INDOOR WET BULB TEMPERATURE											
		65°F				75°F				85°F				95°F				105°F				115°F			
		59	63	67	71	59	63	67	71	59	63	67	71	59	63	67	71	59	63	67	71	59	63	67	71
70	Capacity	24214	24556	25279	-	23997	24339	25062	-	23365	23707	24430	-	22277	22619	23342	-	20947	21289	22013	-	19734	20076	20799	-
	S/T	0.61	0.54	0.40	-	0.62	0.54	0.41	-	0.65	0.57	0.43	-	1.00	0.59	0.45	-	1.00	0.61	0.47	-	1.00	0.66	0.53	-
	Evap dT	20	18	15	-	20	18	14	-	20	18	15	-	20	18	14	-	19	18	14	-	21	19	15	-
	Lo PR	125	126	129	-	132	134	137	-	139	141	144	-	145	146	149	-	150	152	155	-	157	159	162	-
	Hi PR	233	235	236	-	270	271	273	-	309	310	312	-	351	352	353	-	395	396	398	-	443	444	446	-
	Amps	4.5	4.5	4.5	-	5.2	5.1	5.1	-	5.9	5.9	5.8	-	6.6	6.6	6.6	-	7.5	7.5	7.5	-	8.5	8.5	8.5	-
kW	1245	1244	1242	-	1392	1391	1388	-	1556	1555	1552	-	1733	1732	1730	-	1932	1931	1928	-	2164	2163	2161	-	
70	Capacity	24532	24874	25597	-	24315	24657	25380	-	23683	24025	24748	-	22595	22937	23660	-	21265	21607	22331	-	20052	20394	21117	-
	S/T	0.68	0.60	0.46	-	0.68	0.60	0.47	-	0.71	0.63	0.49	-	1.00	0.65	0.51	-	1.00	0.67	0.53	-	1.00	0.72	0.59	-
	Evap dT	19	17	13	-	19	17	13	-	19	17	14	-	19	17	13	-	18	17	13	-	19	18	14	-
	Lo PR	127	128	131	-	134	136	139	-	141	142	146	-	146	148	151	-	152	153	157	-	159	160	164	-
	Hi PR	235	236	238	-	272	273	275	-	311	312	314	-	352	354	355	-	397	398	400	-	445	446	448	-
	Amps	4.5	4.5	4.5	-	5.2	5.2	5.2	-	5.9	5.9	5.9	-	6.7	6.7	6.7	-	7.5	7.5	7.5	-	8.5	8.5	8.5	-
kW	1253	1252	1249	-	1400	1399	1396	-	1564	1563	1560	-	1741	1740	1737	-	1939	1938	1936	-	2172	2171	2168	-	
900	Capacity	24914	25256	25979	-	24697	25039	25762	-	24065	24407	25130	-	22977	23319	24042	-	21648	21990	22713	-	20434	20776	21499	-
	S/T	0.71	0.63	0.50	-	0.72	0.64	0.50	-	0.74	0.66	0.53	-	1.00	0.68	0.55	-	1.00	0.71	0.57	-	1.00	0.76	0.62	-
	Evap dT	18	16	12	-	18	16	12	-	18	16	13	-	18	16	12	-	17	16	12	-	19	17	13	-
	Lo PR	129	130	133	-	136	138	141	-	143	144	148	-	148	150	153	-	154	156	159	-	161	162	166	-
	Hi PR	237	238	240	-	274	275	277	-	313	314	316	-	354	355	357	-	399	400	402	-	447	448	450	-
	Amps	4.6	4.6	4.6	-	5.2	5.2	5.2	-	5.9	5.9	5.9	-	6.7	6.7	6.7	-	7.6	7.6	7.5	-	8.6	8.6	8.6	-
kW	1259	1258	1256	-	1406	1405	1403	-	1570	1569	1566	-	1747	1746	1744	-	1946	1945	1942	-	2178	2177	2175	-	
700	Capacity	24228	24570	25293	26398	24011	24353	25076	26181	23379	23721	24444	25549	22291	22633	23356	24461	20962	21304	22027	23132	19748	20090	20813	21918
	S/T	0.75	0.67	0.53	0.39	0.75	0.67	0.54	0.39	1.00	0.70	0.56	0.42	1.00	0.72	0.58	0.44	1.00	0.74	0.60	0.46	1.00	1.00	0.66	0.51
	Evap dT	24	22	19	15	24	22	18	15	24	22	19	15	24	22	18	15	23	22	18	15	25	23	19	16
	Lo PR	125	126	129	135	132	134	137	142	139	141	144	149	145	146	149	155	150	152	155	160	157	159	162	167
	Hi PR	234	235	236	240	271	272	273	277	309	310	312	316	351	352	353	357	396	397	398	402	443	444	446	450
	Amps	4.5	4.5	4.5	4.5	5.1	5.1	5.1	5.2	5.9	5.9	5.8	5.9	6.6	6.6	6.6	6.7	7.5	7.5	7.5	7.5	8.5	8.5	8.5	8.5
kW	1244	1243	1241	1252	1391	1390	1388	1399	1555	1554	1551	1563	1733	1731	1729	1740	1931	1930	1927	1938	2163	2162	2160	2171	
75	Capacity	24546	24888	25611	26716	24329	24671	25395	26499	23697	24039	24762	25867	22609	22951	23674	24779	21280	21622	22345	23450	20066	20408	21131	22236
	S/T	0.81	0.73	0.59	0.45	1.00	0.74	0.60	0.45	1.00	0.76	0.62	0.48	1.00	0.78	0.64	0.50	1.00	0.80	0.67	0.52	1.00	1.00	0.72	0.57
	Evap dT	23	21	17	14	23	21	17	14	23	21	18	14	23	21	17	14	22	21	17	14	23	22	18	15
	Lo PR	127	128	131	137	134	136	139	144	141	142	146	151	146	148	151	156	152	154	157	162	159	160	164	169
	Hi PR	236	237	238	242	273	274	275	279	311	312	314	318	353	354	355	359	398	399	400	404	445	446	448	452
	Amps	4.5	4.5	4.5	4.6	5.2	5.2	5.2	5.2	5.9	5.9	5.9	5.9	6.7	6.7	6.6	6.7	7.5	7.5	7.5	7.5	8.5	8.5	8.5	8.6
kW	1252	1251	1248	1260	1399	1398	1395	1406	1563	1562	1559	1570	1740	1739	1736	1748	1938	1937	1935	1946	2171	2170	2167	2178	
900	Capacity	24928	25270	25993	27098	24711	25053	25777	26881	24079	24421	25144	26249	22991	23333	24056	25161	21662	22004	22727	23832	20448	20790	21513	22618
	S/T	0.84	0.76	0.63	0.48	1.00	0.77	0.63	0.49	1.00	0.80	0.66	0.51	1.00	0.81	0.68	0.53	1.00	1.00	0.70	0.55	1.00	1.00	0.75	0.61
	Evap dT	22	20	17	13	22	20	16	13	22	20	17	13	22	20	16	13	21	20	16	13	23	21	17	14
	Lo PR	129	130	133	139	136	138	141	146	143	144	148	153	148	150	153	159	154	156	159	164	161	162	166	171
	Hi PR	238	239	240	244	274	275	277	281	313	314	316	320	355	356	357	361	399	400	402	406	447	448	450	454.0
	Amps	4.6	4.6	4.6	4.6	5.2	5.2	5.2	5.2	5.9	5.9	5.9	6.0	6.7	6.7	6.7	6.7	7.6	7.6	7.6	7.6	8.6	8.6	8.6	8.6
kW	1258	1257	1255	1266	1405	1404	1402	1413	1569	1568	1565	1577	1747	1745	1743	1754	1945	1944	1941	1952	2177	2176	2174	2185	

IDB: Entering Indoor Dry Bulb Temperature

High and low pressures are measured at the liquid and suction service valves.

Shaded area reflects ACCA (TVA) conditions

kW = Total system power
Amps = outdoor unit amps (compressor + fan)

EXPANDED COOLING DATA — DZ7TCA2410A* + DMVT30BP1400*(CONT.)

DESIGN SUBCOOLING 5 - 7 °F @ THE LIQUID SERVICE VALVE, ARI 95 TEST CONDITIONS

IDB	AIRFLOW	OUTDOOR AMBIENT TEMPERATURE												ENTERING INDOOR WET BULB TEMPERATURE											
		65°F				75°F				85°F				95°F				105°F				115°F			
		59	63	67	71	59	63	67	71	59	63	67	71	59	63	67	71	59	63	67	71	59	63	67	71
700	Capacity	24353	24695	25419	26524	24137	24479	25202	26307	23504	23846	24570	25675	22416	22758	23482	24587	21087	21429	22152	23257	19873	20215	20939	22044
	S/T	1.00	0.80	0.66	0.51	1.00	0.80	0.66	0.52	1.00	0.83	0.69	0.54	1.00	1.00	0.71	0.56	1.00	1.00	0.73	0.59	1.00	1.00	0.78	0.64
	Evap dT	28	26	23	19	28	26	23	19	28	26	23	19	28	26	23	19	28	26	22	19	29	27	23	20
	Lo PR	125	127	130	135	133	134	138	143	140	141	144	150	145	147	150	155	151	152	155	161	158	159	162	168
	Hi PR	234	235	237	241	271	272	274	278	310	311	312	316	351	352	354	358	396	397	399	403	444	445	446	451
	Amps	4.5	4.5	4.5	4.5	5.2	5.1	5.1	5.2	5.9	5.9	5.8	5.9	6.6	6.6	6.6	6.7	7.5	7.5	7.5	7.5	8.5	8.5	8.5	8.5
800	Capacity	1245	1244	1241	1253	1392	1391	1388	1400	1556	1555	1552	1563	1733	1732	1730	1741	1932	1930	1928	1939	2164	2163	2160	2172
	S/T	24671	25013	25737	26842	24455	24797	25520	26625	23822	24164	24888	25993	22735	23077	23800	24905	21405	21747	22470	23575	20191	20533	21257	22362
	Evap dT	27	25	21	18	27	25	21	18	27	25	22	18	27	25	21	18	26	25	21	18	28	26	22	19
	Lo PR	127	129	132	137	135	136	139	145	141	143	146	151	147	149	152	157	153	154	157	163	159	161	164	169
	Hi PR	236	237	239	243	273	274	276	280	312	313	314	318	353	354	356	360	398	399	401	405	446	447	448	452
	Amps	4.5	4.5	4.5	4.6	5.2	5.2	5.2	5.2	5.9	5.9	5.9	5.9	6.7	6.7	6.7	6.7	7.5	7.5	7.5	7.6	8.5	8.5	8.5	8.6
900	Capacity	1253	1252	1249	1260	1400	1398	1396	1407	1564	1562	1560	1571	1741	1740	1737	1748	1939	1938	1935	1947	2172	2170	2168	2179
	S/T	25053	25395	26119	27224	24837	25179	25902	27007	24204	24546	25270	26375	23117	23459	24182	25287	21787	22129	22852	23957	20573	20915	21639	22744
	Evap dT	26	24	21	17	26	24	20	17	26	24	21	17	26	24	20	17	25	24	20	17	27	25	21	18
	Lo PR	129	131	134	139	137	138	141	147	143	145	148	153	149	151	154	159	155	156	159	165	161	163	166	171
	Hi PR	238	239	241	245	275	276	278	282	313	315	316	320	355	356	358	362	400	401	403	407	448	449	450	454.4
	Amps	4.6	4.6	4.6	4.6	5.2	5.2	5.2	5.2	5.9	5.9	5.9	6.0	6.7	6.7	6.7	6.7	7.6	7.6	7.5	7.6	8.6	8.6	8.6	8.6
700	Capacity	24761	25103	25827	26932	24545	24887	25610	26715	23912	24254	24978	26083	22824	23166	23890	24995	21495	21837	22560	23665	20281	20623	21347	22451
	S/T	1.00	0.90	0.76	0.62	1.00	1.00	0.77	0.62	1.00	1.00	0.79	0.65	1.00	1.00	0.81	0.67	1.00	1.00	0.83	0.69	1.00	1.00	1.00	0.74
	Evap dT	31	30	26	23	31	30	26	23	32	30	26	23	31	30	26	23	31	29	26	22	32	30	27	23
	Lo PR	127	129	132	137	135	136	139	145	141	143	146	151	147	149	152	157	153	154	157	163	159	161	164	169
	Hi PR	235	236	238	242	272	273	275	279	311	312	313	317	352	353	355	359	397	398	400	404	445	446	448	452
	Amps	4.5	4.5	4.5	4.6	5.2	5.2	5.1	5.2	5.9	5.9	5.9	5.9	6.6	6.6	6.6	6.7	7.5	7.5	7.5	7.5	8.5	8.5	8.5	8.6
85	Capacity	1248	1247	1244	1256	1395	1394	1391	1402	1559	1558	1555	1566	1736	1735	1732	1744	1934	1933	1931	1942	2167	2166	2163	2174
	S/T	25079	25421	26145	27250	24863	25205	25928	27033	24230	24572	25296	26401	23143	23485	24208	25313	21813	22155	22878	23983	20599	20941	21665	22770
	Evap dT	30	28	25	22	30	28	25	21	31	29	25	22	30	28	25	21	30	28	25	21	31	29	26	22
	Lo PR	129	131	134	139	137	138	141	147	143	145	148	153	149	150	154	159	154	156	159	164	161	163	166	171
	Hi PR	237	238	240	244	274	275	277	281	313	314	315	319	354	355	357	361	399	400	402	406	447	448	450	454
	Amps	4.6	4.6	4.5	4.6	5.2	5.2	5.2	5.2	5.9	5.9	5.9	6.0	6.7	6.7	6.7	6.7	7.5	7.5	7.5	7.6	8.6	8.5	8.5	8.6
900	Capacity	1256	1254	1252	1263	1402	1401	1399	1410	1566	1565	1563	1574	1744	1743	1740	1751	1942	1941	1938	1949	2174	2173	2171	2182
	S/T	25461	25803	26527	27632	25245	25587	26310	27415	24612	24954	25678	26783	23525	23867	24590	25695	22195	22537	23260	24365	20981	21323	22047	23152
	Evap dT	29	28	24	21	29	27	24	21	30	28	24	21	29	27	24	21	29	27	24	20	30	28	25	21
	Lo PR	131	133	136	141	139	140	143	149	145	147	150	155	151	152	156	161	156	158	161	166	163	165	168	173
	Hi PR	239	240	242	246	276	277	279	283	315	316	317	321	356	357	359	363	401	402	404	408	449	450	451	455.5
	Amps	4.6	4.6	4.6	4.6	5.2	5.2	5.2	5.3	5.9	5.9	5.9	6.0	6.7	6.7	6.7	6.7	7.6	7.6	7.6	7.6	8.6	8.6	8.6	8.6

IDB: Entering Indoor Dry Bulb Temperature

High and low pressures are measured at the liquid and suction service valves.

Shaded area reflects AHRI conditions.

kW = Total system power
Amps = outdoor unit amps (compressor + fan)

EXPANDED COOLING DATA — DZ7TCA2410A* + DMVT30BP1400* (70%)

DESIGN SUBCOOLING 5 - 7 °F @ THE LIQUID SERVICE VALVE, ARI 95 TEST CONDITIONS

IDB	AIRFLOW	OUTDOOR AMBIENT TEMPERATURE												ENTERING INDOOR WET BULB TEMPERATURE											
		65°F				75°F				85°F				95°F				105°F				115°F			
		59	63	67	71	59	63	67	71	59	63	67	71	59	63	67	71	59	63	67	71	59	63	67	71
490	Capacity	17410	17656	18176	-	17254	17500	18020	-	16799	17045	17565	-	16017	16263	16783	-	15061	15307	15827	-	14189	14434	14955	-
	S/T	0.63	0.55	0.41	-	0.64	0.56	0.42	-	0.66	0.58	0.44	-	1.00	0.60	0.46	-	1.00	0.63	0.49	-	1.00	0.68	0.54	-
	Evap dT	19	17	14	-	19	17	14	-	19	18	14	-	19	17	14	-	19	17	14	-	20	18	15	-
	Lo PR	128	130	133	-	136	138	141	-	143	144	148	-	149	150	153	-	154	156	159	-	161	163	166	-
	Hi PR	223	224	226	-	258	259	261	-	295	296	298	-	335	336	338	-	378	379	380	-	424	425	426	-
Amps	2.8	2.8	2.8	-	3.2	3.2	3.2	-	3.7	3.7	3.7	-	4.2	4.2	4.2	-	4.7	4.7	4.7	-	5.4	5.4	5.3	-	
kW	783	783	781	-	876	875	873	-	979	978	976	-	1090	1090	1088	-	1215	1214	1213	-	1361	1361	1359	-	
560	Capacity	17638	17884	18404	-	17483	17728	18249	-	17028	17274	17794	-	16246	16492	17012	-	15290	15536	16056	-	14417	14663	15183	-
	S/T	0.69	0.61	0.47	-	0.70	0.62	0.48	-	1.00	0.65	0.51	-	1.00	0.67	0.53	-	1.00	0.69	0.55	-	1.00	1.00	0.60	-
	Evap dT	18	16	13	-	18	16	13	-	18	16	13	-	18	16	13	-	18	16	13	-	19	17	14	-
	Lo PR	130	132	135	-	138	139	143	-	145	146	150	-	151	152	155	-	156	158	161	-	163	165	168	-
	Hi PR	225	226	228	-	260	261	263	-	297	298	300	-	337	338	340	-	380	381	382	-	426	427	428	-
Amps	2.9	2.9	2.9	-	3.3	3.3	3.3	-	3.7	3.7	3.7	-	4.2	4.2	4.2	-	4.7	4.7	4.7	-	5.4	5.4	5.4	-	
kW	788	787	786	-	880	880	878	-	984	983	981	-	1095	1094	1093	-	1220	1219	1218	-	1366	1365	1364	-	
630	Capacity	17913	18159	18679	-	17757	18003	18523	-	17303	17549	18069	-	16520	16766	17286	-	15565	15810	16331	-	14692	14938	15458	-
	S/T	0.73	0.65	0.51	-	0.74	0.66	0.51	-	1.00	0.68	0.54	-	1.00	0.70	0.56	-	1.00	0.73	0.58	-	1.00	1.00	0.64	-
	Evap dT	17	15	12	-	17	15	12	-	17	16	12	-	17	15	12	-	17	15	12	-	18	16	13	-
	Lo PR	132	134	137	-	140	142	145	-	147	148	152	-	153	154	157	-	158	160	163	-	165	167	170	-
	Hi PR	227	228	230	-	262	263	265	-	299	300	302	-	339	340	341	-	382	383	384	-	427	428	430	-
Amps	2.9	2.9	2.9	-	3.3	3.3	3.3	-	3.7	3.7	3.7	-	4.2	4.2	4.2	-	4.8	4.8	4.7	-	5.4	5.4	5.4	-	
kW	792	791	790	-	884	884	882	-	988	987	985	-	1099	1098	1097	-	1224	1223	1222	-	1370	1369	1368	-	
490	Capacity	17420	17666	18186	18980	17264	17510	18030	18824	16809	17055	17575	18370	16027	16273	16793	17588	15071	15317	15837	16632	14199	14445	14965	15759
	S/T	0.83	0.75	0.61	0.46	1.00	0.76	0.61	0.47	1.00	0.78	0.64	0.49	1.00	0.74	0.60	0.45	1.00	1.00	0.62	0.47	1.00	1.00	0.67	0.53
	Evap dT	22	20	17	13	22	20	17	13	22	20	17	14	23	21	18	14	23	21	18	14	24	22	19	15
	Lo PR	130	132	135	140	138	140	143	148	145	146	150	155	149	150	154	159	154	156	159	165	161	163	166	172
	Hi PR	223	224	226	230	259	260	261	265	296	297	298	302	335	336	338	342	378	379	381	385	424	425	426	430
Amps	2.8	2.8	2.8	2.9	3.2	3.2	3.2	3.3	3.7	3.7	3.7	3.7	4.2	4.2	4.2	4.2	4.7	4.7	4.7	4.7	5.3	5.3	5.3	5.4	
kW	783	782	780	787	875	874	873	880	978	977	976	983	1090	1089	1087	1095	1214	1214	1212	1219	1361	1360	1358	1365	
560	Capacity	17649	17894	18415	19209	17493	17739	18259	19053	17038	17284	17804	18598	16256	16502	17022	17816	15300	15546	16066	16860	14427	14673	15193	15988
	S/T	0.86	0.78	0.64	0.49	1.00	0.79	0.65	0.50	1.00	0.82	0.68	0.53	1.00	0.80	0.66	0.51	1.00	1.00	0.68	0.53	1.00	1.00	0.74	0.59
	Evap dT	21	19	16	13	21	19	16	12	21	19	16	13	22	20	17	13	22	20	17	13	23	21	18	14
	Lo PR	131	134	137	143	140	142	145	150	147	148	152	157	153	154	157	163	158	160	163	169	165	167	170	176
	Hi PR	227	228	230	234	262	263	265	269	299	300	302	306	339	340	342	345	382	383	384	388	428	429	430	434.0
Amps	2.9	2.9	2.9	2.9	3.3	3.3	3.3	3.3	3.7	3.7	3.7	3.7	4.2	4.2	4.2	4.2	4.8	4.7	4.7	4.7	5.4	5.4	5.4	5.4	
kW	787	787	785	792	880	879	878	885	983	982	981	988	1095	1094	1092	1099	1219	1218	1217	1224	1365	1365	1363	1370	
630	Capacity	17923	18169	18689	19484	17767	18013	18533	19328	17313	17559	18079	18873	16531	16777	17297	18091	15575	15821	16341	17135	14702	14948	15468	16262
	S/T	0.86	0.78	0.64	0.49	1.00	0.79	0.65	0.50	1.00	0.82	0.68	0.53	1.00	0.84	0.70	0.55	1.00	1.00	0.72	0.57	1.00	1.00	0.77	0.62
	Evap dT	21	19	16	13	21	19	16	12	21	19	16	13	21	19	16	12	21	19	16	12	22	20	17	13
	Lo PR	132	134	137	143	140	142	145	150	147	148	152	157	153	154	157	163	158	160	163	169	165	167	170	176
	Hi PR	227	228	230	234	262	263	265	269	299	300	302	306	339	340	342	345	382	383	384	388	428	429	430	434.0
Amps	2.9	2.9	2.9	2.9	3.3	3.3	3.3	3.3	3.7	3.7	3.7	3.7	4.2	4.2	4.2	4.2	4.8	4.7	4.7	4.7	5.4	5.4	5.4	5.4	
kW	792	791	789	796	884	883	882	889	987	986	985	992	1099	1098	1096	1103	1223	1223	1221	1228	1369	1369	1367	1374	

IDB: Entering Indoor Dry Bulb Temperature
High and low pressures are measured at the liquid and suction service valves.

Shaded area reflects ACCA (TVA) conditions

kW = Total system power
Amps = outdoor unit amps (compressor + fan)

EXPANDED COOLING DATA — DZ7TCA2410A* + DMVT30BP1400* (70%) (CONT.)

DESIGN SUBCOOLING 5 - 7 °F @ THE LIQUID SERVICE VALVE, ARI 95 TEST CONDITIONS

IDB	AIRFLOW	OUTDOOR AMBIENT TEMPERATURE												ENTERING INDOOR WET BULB TEMPERATURE											
		65°F				75°F				85°F				95°F				105°F				115°F			
		59	63	67	71	59	63	67	71	59	63	67	71	59	63	67	71	59	63	67	71	59	63	67	71
490	Capacity	17510	17756	18276	19070	17354	17600	18120	18915	16900	17145	17666	18460	16117	16363	16883	17678	15162	15407	15928	16722	14289	14535	15055	15849
	S/T	1.00	0.82	0.68	0.53	1.00	0.82	0.68	0.53	1.00	0.85	0.71	0.56	1.00	1.00	0.73	0.58	1.00	1.00	0.75	0.60	1.00	1.00	0.81	0.66
	Evap dT	27	25	22	18	27	25	22	18	27	25	22	19	27	25	22	18	27	25	21	18	28	26	23	19
	Lo PR	129	130	134	139	137	138	141	147	143	145	148	154	149	151	154	160	155	156	160	165	162	164	167	172
	Hi PR	224	225	226	230	259	260	262	265	296	297	298	302	336	337	338	342	379	380	381	385	424	425	427	431
	Amps	2.8	2.8	2.8	2.9	3.2	3.2	3.2	3.3	3.7	3.7	3.7	3.7	4.2	4.2	4.2	4.2	4.7	4.7	4.7	4.7	5.4	5.4	5.3	5.4
560	Capacity	17739	17985	18505	19299	17583	17829	18349	19143	17128	17374	17894	18689	16346	16592	17112	17907	15390	15636	16156	16951	14518	14763	15284	16078
	S/T	1.00	0.88	0.74	0.59	1.00	0.89	0.74	0.60	1.00	1.00	0.77	0.62	1.00	1.00	0.79	0.64	1.00	1.00	0.81	0.67	1.00	1.00	0.81	0.72
	Evap dT	26	24	21	17	26	24	21	17	26	24	21	18	26	24	21	17	25	24	20	17	27	25	22	18
	Lo PR	131	132	136	141	139	140	143	149	145	147	150	156	151	153	156	161	157	158	162	167	164	165	169	174
	Hi PR	226	227	228	232	261	262	263	267	298	299	300	304	338	339	340	344	380	381	383	387	426	427	429	433
	Amps	2.9	2.9	2.8	2.9	3.3	3.3	3.3	3.3	3.7	3.7	3.7	3.7	4.2	4.2	4.2	4.2	4.7	4.7	4.7	4.7	5.4	5.4	5.4	5.4
630	Capacity	18013	18259	18779	19574	17858	18103	18624	19418	17403	17649	18169	18963	16621	16867	17387	18181	15665	15911	16431	17225	14792	15038	15558	16353
	S/T	1.00	0.91	0.77	0.62	1.00	0.92	0.78	0.63	1.00	1.00	0.81	0.66	1.00	1.00	0.83	0.68	1.00	1.00	0.85	0.70	1.00	1.00	0.85	0.75
	Evap dT	25	23	20	16	25	23	20	16	25	23	20	17	25	23	20	16	25	23	20	16	26	24	21	17
	Lo PR	133	134	138	143	141	142	145	151	147	149	152	158	153	155	158	164	159	160	164	169	166	168	171	176
	Hi PR	228	229	230	234	263	264	265	269	300	301	302	306	339	340	342	346	382	383	385	389	428	429	431	434.4
	Amps	2.9	2.9	2.9	2.9	3.3	3.3	3.3	3.3	3.7	3.7	3.7	3.7	4.2	4.2	4.2	4.2	4.8	4.8	4.7	4.8	5.4	5.4	5.4	5.4
490	Capacity	17803	18049	18569	19364	17648	17893	18414	19208	17193	17439	17959	18753	16411	16657	17177	17971	15455	15701	16221	17015	14582	14828	15348	16143
	S/T	1.00	0.92	0.78	0.63	1.00	1.00	0.79	0.64	1.00	1.00	0.81	0.66	1.00	1.00	0.83	0.69	1.00	1.00	0.80	0.71	1.00	1.00	0.80	0.76
	Evap dT	30	29	25	22	30	28	25	22	31	29	25	22	30	28	25	22	30	28	25	22	31	29	26	23
	Lo PR	131	132	136	141	139	140	143	149	145	147	150	156	151	153	156	161	157	158	162	167	164	166	169	174
	Hi PR	225	226	227	231	260	261	263	267	297	298	300	303	337	338	339	343	380	381	382	386	425	426	428	432
	Amps	2.8	2.8	2.8	2.9	3.2	3.2	3.2	3.3	3.7	3.7	3.7	3.7	4.2	4.2	4.2	4.2	4.7	4.7	4.7	4.7	5.4	5.4	5.3	5.4
560	Capacity	18032	18278	18798	19592	17876	18122	18642	19437	17422	17668	18188	18982	16639	16885	17405	18200	15684	15929	16450	17244	14811	15057	15577	16371
	S/T	1.00	0.98	0.84	0.69	1.00	1.00	0.85	0.70	1.00	1.00	0.88	0.73	1.00	1.00	0.90	0.75	1.00	1.00	0.87	0.77	1.00	1.00	0.87	0.82
	Evap dT	29	27	24	21	29	27	24	21	29	28	24	21	29	27	24	21	29	27	24	20	30	28	25	22
	Lo PR	133	134	137	143	140	142	145	151	147	149	152	158	153	155	158	163	159	160	164	169	166	167	171	176
	Hi PR	227	228	229	233	262	263	265	268	299	300	301	305	339	340	341	345	381	382	384	388	427	428	430	434
	Amps	2.9	2.9	2.9	2.9	3.3	3.3	3.3	3.3	3.7	3.7	3.7	3.7	4.2	4.2	4.2	4.2	4.7	4.7	4.7	4.7	5.4	5.4	5.4	5.4
630	Capacity	18307	18553	19073	19867	18151	18397	18917	19711	17696	17942	18462	19257	16914	17160	17680	18475	15958	16204	16724	17519	15086	15331	15852	16646
	S/T	1.00	1.00	0.88	0.73	1.00	1.00	0.89	0.74	1.00	1.00	0.91	0.76	1.00	1.00	0.90	0.78	1.00	1.00	0.87	0.81	1.00	1.00	0.87	0.86
	Evap dT	28	27	23	20	28	27	23	20	29	27	23	20	28	27	23	20	28	26	23	20	29	27	24	21
	Lo PR	135	136	140	145	143	144	147	153	149	151	154	160	155	157	160	165	161	162	166	171	168	169	173	178
	Hi PR	229	230	231	235	264	265	266	270	301	302	303	307	340	341	343	347	383	384	386	390	429	430	432	435.5
	Amps	2.9	2.9	2.9	2.9	3.3	3.3	3.3	3.3	3.7	3.7	3.7	3.8	4.2	4.2	4.2	4.2	4.8	4.8	4.8	4.8	5.4	5.4	5.4	5.4

IDB: Entering Indoor Dry Bulb Temperature
 High and low pressures are measured at the liquid and suction service valves.
 Shaded area reflects AHRI conditions.
 kW = Total system power
 Amps = outdoor unit amps (compressor + fan)

EXPANDED COOLING DATA — DZ7TCA3610A* + DMVT42CP1400*

DESIGN SUBCOOLING 5 - 7 °F @ THE LIQUID SERVICE VALVE, ARI 95 TEST CONDITIONS

IDB	AIRFLOW	OUTDOOR AMBIENT TEMPERATURE												ENTERING INDOOR WET BULB TEMPERATURE											
		65°F				75°F				85°F				95°F				105°F				115°F			
		59	63	67	71	59	63	67	71	59	63	67	71	59	63	67	71	59	63	67	71	59	63	67	71
1050	Capacity	35405	35905	36963	-	35088	35588	36646	-	34164	34664	35721	-	32573	33073	34131	-	30629	31129	32187	-	28854	29354	30412	-
	S/T	0.62	0.54	0.41	-	0.63	0.55	0.41	-	0.65	0.58	0.44	-	1.00	0.60	0.46	-	1.00	0.62	0.48	-	1.00	0.67	0.53	-
	Evap dT	19	18	14	-	19	18	14	-	20	18	14	-	19	17	14	-	19	17	14	-	20	18	15	-
	Lo PR	124	125	128	-	131	133	136	-	138	139	143	-	144	145	148	-	149	151	154	-	156	157	161	-
	Hi PR	235	236	237	-	272	273	274	-	311	312	313	-	352	353	355	-	397	399	400	-	446	447	448	-
	Amps	6.5	6.5	6.5	-	7.5	7.5	7.5	-	8.6	8.6	8.5	-	9.7	9.7	9.7	-	11.0	11.0	11.0	-	12.5	12.5	12.5	-
kW	1852	1850	1846	-	2073	2071	2067	-	2319	2318	2314	-	2586	2585	2581	-	2884	2883	2879	-	3234	3233	3229	-	
1200	Capacity	35870	36370	37428	-	35553	36053	37111	-	34629	35129	36186	-	33038	33538	34596	-	31094	31594	32652	-	29319	29819	30877	-
	S/T	0.68	0.61	0.47	-	0.69	0.61	0.47	-	0.72	0.64	0.50	-	1.00	0.66	0.52	-	1.00	0.68	0.54	-	1.00	0.73	0.59	-
	Evap dT	18	16	13	-	18	16	13	-	18	17	13	-	18	16	13	-	18	16	13	-	19	17	14	-
	Lo PR	126	127	130	-	133	135	138	-	140	141	144	-	145	147	150	-	151	152	156	-	158	159	162	-
	Hi PR	237	238	239	-	274	275	276	-	313	314	315	-	354	355	357	-	399	400	402	-	448	449	450	-
	Amps	6.6	6.6	6.6	-	7.5	7.5	7.5	-	8.6	8.6	8.6	-	9.8	9.8	9.8	-	11.1	11.1	11.0	-	12.6	12.6	12.6	-
kW	1863	1862	1858	-	2084	2083	2079	-	2331	2329	2325	-	2598	2596	2592	-	2896	2894	2890	-	3246	3244	3240	-	
1350	Capacity	36429	36929	37986	-	36112	36612	37669	-	35187	35687	36745	-	33597	34097	35154	-	31653	32153	33210	-	29878	30378	31436	-
	S/T	0.72	0.64	0.50	-	0.73	0.65	0.51	-	0.75	0.67	0.53	-	1.00	0.69	0.55	-	1.00	0.72	0.58	-	1.00	0.77	0.63	-
	Evap dT	17	16	12	-	17	16	12	-	18	16	12	-	17	16	12	-	17	15	12	-	18	16	13	-
	Lo PR	128	129	132	-	135	137	140	-	142	143	146	-	147	149	152	-	153	154	158	-	160	161	164	-
	Hi PR	239	240	241	-	276	277	278	-	315	316	317	-	356	357	359	-	401	402	404	-	450	451	452	-
	Amps	6.6	6.6	6.6	-	7.6	7.6	7.6	-	8.7	8.7	8.6	-	9.8	9.8	9.8	-	11.1	11.1	11.1	-	12.6	12.6	12.6	-
kW	1873	1871	1867	-	2094	2092	2088	-	2340	2339	2335	-	2607	2606	2602	-	2905	2904	2900	-	3255	3254	3250	-	
1050	Capacity	35426	35926	36983	38599	35109	35609	36666	38282	34184	34684	35742	37357	32594	33094	34151	35767	30650	31150	32207	33823	28875	29375	30433	32048
	S/T	0.76	0.68	0.54	0.39	0.76	0.68	0.54	0.40	1.00	0.71	0.57	0.42	1.00	0.73	0.59	0.44	1.00	0.75	0.61	0.47	1.00	1.00	0.67	0.52
	Evap dT	23	22	18	15	23	21	18	15	23	22	18	15	23	21	18	15	23	21	18	14	24	22	19	16
	Lo PR	124	125	129	134	131	133	136	141	138	140	143	148	144	145	148	154	149	151	154	159	156	157	161	166
	Hi PR	235	236	238	242	272	273	275	279	311	312	314	318	353	354	355	359	398	399	400	404	446	447	448	453
	Amps	6.5	6.5	6.5	6.6	7.5	7.5	7.5	7.5	8.6	8.6	8.5	8.6	9.7	9.7	9.7	9.8	11.0	11.0	11.0	11.1	12.5	12.5	12.5	12.6
kW	1850	1849	1845	1862	2071	2070	2066	2083	2318	2316	2312	2329	2585	2583	2579	2596	2883	2881	2877	2894	3233	3231	3227	3244	
1200	Capacity	35891	36391	37448	39064	35574	36074	37132	38747	34649	35149	36207	37823	33059	33559	34616	36232	31115	31615	32672	34288	29340	29840	30898	32513
	S/T	0.82	0.74	0.60	0.45	1.00	0.74	0.61	0.46	1.00	0.77	0.63	0.48	1.00	0.79	0.65	0.50	1.00	0.81	0.67	0.53	1.00	1.00	0.73	0.58
	Evap dT	22	20	17	14	22	20	17	14	22	21	17	14	22	20	17	14	22	20	17	13	23	21	18	14
	Lo PR	126	127	130	136	133	135	138	143	140	141	144	150	145	147	150	155	151	152	156	161	158	159	162	168
	Hi PR	237	238	240	244	274	275	277	281	313	314	316	320	355	357	361	366	400	401	402	406	448	449	450	455
	Amps	6.6	6.6	6.6	6.6	7.5	7.5	7.5	7.6	8.6	8.6	8.6	8.7	9.8	9.8	9.8	9.8	11.1	11.1	11.0	11.1	12.6	12.6	12.6	12.6
kW	1862	1860	1856	1873	2083	2081	2077	2094	2329	2328	2324	2341	2596	2595	2591	2608	2894	2893	2889	2906	3244	3243	3239	3256	
1350	Capacity	36449	36949	38007	39623	36132	36632	37690	39306	35208	35708	36766	38381	33617	34117	35175	36791	31673	32173	33231	34847	29899	30399	31456	33072
	S/T	0.85	0.77	0.63	0.49	1.00	0.78	0.64	0.49	1.00	0.81	0.67	0.52	1.00	0.83	0.69	0.54	1.00	0.85	0.71	0.56	1.00	1.00	0.76	0.61
	Evap dT	21	20	16	13	21	19	16	13	22	20	16	13	21	19	16	13	21	19	16	12	22	20	17	14
	Lo PR	128	129	132	138	135	137	140	145	142	143	146	152	147	149	152	157	153	154	158	163	160	161	164	170
	Hi PR	239	240	242	246	276	277	279	283	315	316	317	322	357	358	359	363	402	403	404	408	450	451	452	456
	Amps	6.6	6.6	6.6	6.7	7.6	7.6	7.6	7.6	8.7	8.6	8.6	8.7	9.8	9.8	9.8	9.9	11.1	11.1	11.1	11.2	12.6	12.6	12.6	12.7
kW	1872	1870	1866	1883	2092	2091	2087	2104	2339	2337	2334	2350	2606	2604	2600	2617	2904	2902	2899	2915	3254	3252	3248	3265	

IDB: Entering Indoor Dry Bulb Temperature
 High and low pressures are measured at the liquid and suction service valves.
 Shaded area reflects ACCA (TVA) conditions
 kW = Total system power
 Amps = outdoor unit amps (compressor + fan)

EXPANDED COOLING DATA — DZ7TCA3610A* + DMVT42CP1400* (CONT.)

DESIGN SUBCOOLING 5 - 7 °F @ THE LIQUID SERVICE VALVE, ARI 95 TEST CONDITIONS

IDB	AIRFLOW	OUTDOOR AMBIENT TEMPERATURE												ENTERING INDOOR WET BULB TEMPERATURE											
		65°F				75°F				85°F				95°F				105°F				115°F			
		59	63	67	71	59	63	67	71	59	63	67	71	59	63	67	71	59	63	67	71	59	63	67	71
1050	Capacity	35609	36109	37167	38782	35292	35792	36850	38465	34368	34868	35925	37541	32777	33277	34335	35950	30833	31333	32391	34006	29058	29558	30616	32232
	S/T	1.00	0.81	0.67	0.52	1.00	0.81	0.67	0.53	1.00	0.84	0.70	0.55	1.00	1.00	0.72	0.57	1.00	1.00	0.74	0.59	1.00	1.00	0.79	0.65
	Evap dT	27	25	22	19	27	25	22	19	27	26	22	19	27	25	22	19	27	25	22	18	28	26	23	19
	Lo PR	124	126	129	134	132	133	137	142	139	140	143	148	144	146	149	154	150	151	154	160	156	158	161	166
	Hi PR	235	236	238	242	272	273	275	279	311	312	314	318	353	354	356	360	398	399	401	405	446	447	449	453
	Amps	6.5	6.5	6.5	6.6	7.5	7.5	7.5	7.5	8.6	8.6	8.5	8.6	9.7	9.7	9.7	9.8	11.0	11.0	11.0	11.1	12.5	12.5	12.5	12.6
kW	1852	1850	1846	1863	2073	2071	2067	2084	2319	2317	2314	2331	2586	2584	2580	2597	2884	2882	2879	2896	3234	3232	3228	3245	
80	Capacity	36074	36574	37632	39247	35757	36257	37315	38930	34833	35333	36390	38006	33242	33742	34800	36415	31298	31798	32856	34471	29523	30024	31081	32697
	S/T	1.00	0.87	0.73	0.58	1.00	0.87	0.73	0.59	1.00	0.90	0.76	0.61	1.00	1.00	0.78	0.63	1.00	1.00	0.80	0.66	1.00	1.00	0.86	0.71
	Evap dT	26	24	21	18	26	24	21	18	26	25	21	18	26	24	21	18	26	24	21	17	27	25	22	18
	Lo PR	126	128	131	136	134	135	138	144	140	142	145	150	146	147	151	156	151	153	156	161	158	160	163	168
	Hi PR	237	238	240	244	274	275	277	281	313	314	316	320	355	356	358	362	400	401	403	407	448	449	451	455
	Amps	6.6	6.6	6.6	6.6	7.5	7.5	7.5	7.6	8.6	8.6	8.6	8.7	9.8	9.8	9.8	9.8	11.1	11.1	11.0	11.1	12.6	12.6	12.6	12.6
kW	1863	1861	1858	1874	2084	2082	2078	2095	2331	2329	2325	2342	2597	2596	2592	2609	2896	2894	2890	2907	3245	3244	3240	3257	
1350	Capacity	36633	37133	38190	39806	36316	36816	37874	39489	35391	35891	36949	38565	33801	34301	35358	36974	31857	32357	33414	35030	30082	30582	31640	33255
	S/T	1.00	0.90	0.76	0.62	1.00	0.91	0.77	0.62	1.00	0.93	0.80	0.65	1.00	1.00	0.82	0.67	1.00	1.00	0.84	0.69	1.00	1.00	0.89	0.74
	Evap dT	25	23	20	17	25	23	20	17	25	24	20	17	25	23	20	17	25	23	20	16	26	24	21	17
	Lo PR	128	130	133	138	136	137	140	146	142	144	147	152	148	149	153	158	153	155	158	163	160	162	165	170
	Hi PR	239	240	242	246	276	277	279	283	315	316	318	322	357	358	360	364	402	403	405	409	450	451	453	456.9
	Amps	6.6	6.6	6.6	6.7	7.6	7.6	7.6	7.6	8.7	8.6	8.6	8.7	9.8	9.8	9.8	9.8	11.1	11.1	11.1	11.2	12.6	12.6	12.6	12.7
kW	1873	1871	1867	1884	2094	2092	2088	2105	2340	2338	2335	2352	2607	2605	2602	2618	2905	2903	2900	2917	3255	3253	3250	3266	
1050	Capacity	36206	36706	37763	39379	35889	36389	37446	39062	34964	35464	36522	38137	33374	33874	34931	36547	31430	31930	32987	34603	29655	30155	31213	32828
	S/T	1.00	0.91	0.77	0.62	1.00	0.92	0.78	0.63	1.00	0.90	0.80	0.66	1.00	1.00	0.82	0.68	1.00	1.00	0.85	0.70	1.00	1.00	0.86	0.75
	Evap dT	31	29	26	22	31	29	26	22	31	29	26	22	31	29	26	22	30	29	25	22	32	30	26	23
	Lo PR	126	128	131	136	134	135	138	144	140	142	145	150	146	147	151	156	151	153	156	161	158	160	163	168
	Hi PR	237	238	239	243	274	275	276	280	312	313	315	319	354	355	357	361	399	400	402	406	447	448	450	454
	Amps	6.6	6.5	6.5	6.6	7.5	7.5	7.5	7.6	8.6	8.6	8.6	8.6	9.7	9.7	9.7	9.8	11.0	11.0	11.0	11.1	12.6	12.6	12.6	12.6
kW	1856	1854	1850	1867	2077	2075	2071	2088	2323	2322	2318	2335	2590	2588	2585	2602	2888	2887	2883	2900	3238	3236	3233	3250	
85	Capacity	36671	37171	38228	39844	36354	36854	37911	39527	35429	35929	36987	38603	33839	34339	35396	37012	31895	32395	33452	35068	30120	30620	31678	33293
	S/T	1.00	0.97	0.83	0.69	1.00	1.00	0.84	0.69	1.00	1.00	0.86	0.72	1.00	1.00	0.88	0.74	1.00	1.00	0.91	0.76	1.00	1.00	0.90	0.81
	Evap dT	30	28	25	21	30	28	25	21	30	28	25	21	30	28	24	21	29	28	24	21	31	29	25	22
	Lo PR	128	130	133	138	136	137	140	146	142	144	147	152	148	149	152	158	153	155	158	163	160	162	165	170
	Hi PR	239	240	241	245	276	277	278	282	314	315	317	321	356	357	359	363	401	402	404	408	449	450	452	456
	Amps	6.6	6.6	6.6	6.7	7.6	7.6	7.5	7.6	8.6	8.6	8.6	8.7	9.8	9.8	9.8	9.8	11.1	11.1	11.1	11.1	12.6	12.6	12.6	12.7
kW	1867	1866	1862	1879	2088	2086	2083	2100	2335	2333	2329	2346	2602	2600	2596	2613	2900	2898	2894	2911	3250	3248	3244	3261	
1350	Capacity	37229	37729	38787	40403	36912	37412	38470	40086	35988	36488	37546	39161	34397	34897	35955	37570	32453	32953	34011	35627	30679	31179	32236	33852
	S/T	1.00	1.00	0.87	0.72	1.00	1.00	0.87	0.73	1.00	1.00	0.90	0.75	1.00	1.00	0.92	0.77	1.00	1.00	0.90	0.80	1.00	1.00	0.90	0.85
	Evap dT	29	27	24	20	29	27	24	20	29	27	24	20	29	27	24	20	28	27	23	20	30	28	24	21
	Lo PR	130	132	135	140	138	139	142	148	144	146	149	154	150	151	154	160	155	157	160	165	162	164	167	172
	Hi PR	240	241	243	247	277	279	280	284	316	317	319	323	358	359	361	365	403	404	406	410	451	452	454	458.0
	Amps	6.6	6.6	6.6	6.7	7.6	7.6	7.6	7.7	8.7	8.7	8.7	8.7	9.8	9.8	9.8	9.9	11.1	11.1	11.1	11.2	12.7	12.7	12.7	12.7
kW	1877	1875	1871	1888	2098	2096	2092	2109	2344	2343	2339	2356	2611	2610	2606	2623	2909	2908	2904	2921	3259	3258	3254	3271	

IDB: Entering Indoor Dry Bulb Temperature
 High and low pressures are measured at the liquid and suction service valves.
 Shaded area reflects AHRI conditions.
 kW = Total system power
 Amps = outdoor unit amps (compressor + fan)

EXPANDED COOLING DATA — DZ7TCA3610A* + DMVT42CP1400* (70%)

DESIGN SUBCOOLING 5 - 7 °F @ THE LIQUID SERVICE VALVE, ARI 95 TEST CONDITIONS

IDB	AIRFLOW	OUTDOOR AMBIENT TEMPERATURE												ENTERING INDOOR WET BULB TEMPERATURE											
		65°F				75°F				85°F				95°F				105°F				115°F			
		59	63	67	71	59	63	67	71	59	63	67	71	59	63	67	71	59	63	67	71	59	63	67	71
735	Capacity	25456	25816	26576	-	25228	25588	26348	-	24564	24923	25684	-	23420	23780	24540	-	22022	22382	23142	-	20746	21106	21866	-
	S/T	0.64	0.56	0.42	-	0.65	0.57	0.42	-	0.67	0.59	0.45	-	1.00	0.61	0.47	-	1.00	0.64	0.49	-	1.00	0.69	0.55	-
	Evap dT	19	17	14	-	19	17	14	-	19	17	14	-	19	17	14	-	18	17	13	-	19	18	15	-
	Lo PR	127	129	132	-	135	137	140	-	142	143	147	-	148	149	152	-	153	155	158	-	160	162	165	-
	Hi PR	224	225	227	-	260	261	262	-	297	298	300	-	337	338	339	-	380	381	383	-	426	427	429	-
70	Amps	4.1	4.1	4.1	-	4.7	4.7	4.7	-	5.4	5.4	5.4	-	6.1	6.1	6.1	-	6.9	6.9	6.9	-	7.9	7.9	7.9	-
	kW	1165	1164	1161	-	1304	1303	1300	-	1459	1458	1455	-	1627	1626	1623	-	1814	1813	1811	-	2034	2033	2031	-
	Capacity	25791	26150	26911	-	25563	25922	26683	-	24898	25258	26018	-	23754	24114	24874	-	22357	22716	23477	-	21081	21440	22201	-
	S/T	0.70	0.62	0.48	-	0.71	0.63	0.49	-	1.00	0.66	0.51	-	1.00	0.68	0.53	-	1.00	0.70	0.56	-	1.00	1.00	0.61	-
	Evap dT	18	16	13	-	18	16	13	-	18	16	13	-	18	16	13	-	17	16	12	-	18	17	13	-
945	Lo PR	129	131	134	-	137	138	142	-	144	145	148	-	149	151	154	-	155	157	160	-	162	164	167	-
	Hi PR	226	227	229	-	262	263	264	-	299	300	301	-	339	340	341	-	382	383	384	-	428	429	430	-
	Amps	4.1	4.1	4.1	-	4.7	4.7	4.7	-	5.4	5.4	5.4	-	6.1	6.1	6.1	-	7.0	7.0	7.0	-	7.9	7.9	7.9	-
	kW	1172	1171	1169	-	1311	1310	1308	-	1466	1465	1463	-	1634	1633	1630	-	1822	1820	1818	-	2042	2040	2038	-
	Capacity	26192	26552	27312	-	25964	26324	27084	-	25300	25659	26420	-	24156	24516	25276	-	22758	23118	23878	-	21482	21842	22602	-
75	S/T	0.74	0.66	0.52	-	0.74	0.66	0.52	-	1.00	0.69	0.55	-	1.00	0.71	0.57	-	1.00	0.73	0.59	-	1.00	1.00	0.65	-
	Evap dT	17	15	12	-	17	15	12	-	17	15	12	-	17	15	12	-	16	15	12	-	18	16	13	-
	Lo PR	131	133	136	-	139	141	144	-	146	147	151	-	151	153	156	-	157	159	162	-	164	166	169	-
	Hi PR	228	229	231	-	264	265	266	-	301	302	303	-	341	342	343	-	384	385	386	-	430	431	432	-
	Amps	4.2	4.2	4.2	-	4.8	4.8	4.8	-	5.4	5.4	5.4	-	6.2	6.2	6.2	-	7.0	7.0	7.0	-	7.9	7.9	7.9	-
735	Capacity	25471	25831	26591	27753	25243	25603	26363	27525	24578	24938	25698	26860	23435	23794	24555	25716	22037	22397	23157	24319	20761	21121	21881	23043
	S/T	0.78	0.70	0.55	0.40	1.00	0.70	0.56	0.41	1.00	0.73	0.59	0.43	1.00	0.75	0.61	0.45	1.00	1.00	0.63	0.48	1.00	1.00	0.68	0.53
	Evap dT	22	21	18	14	22	21	17	14	23	21	18	14	22	21	17	14	22	20	17	14	22	20	18	15
	Lo PR	127	129	132	138	135	137	140	145	142	143	147	152	148	149	152	158	153	155	158	163	160	162	165	170
	Hi PR	225	226	227	231	260	261	263	267	297	298	300	304	337	338	340	344	380	381	383	387	426	427	429	433
840	Amps	4.1	4.1	4.1	4.1	4.7	4.7	4.7	4.7	5.4	5.4	5.4	5.4	6.1	6.1	6.1	6.1	6.9	6.9	6.9	7.0	7.9	7.9	7.9	7.9
	kW	1164	1163	1160	1171	1303	1302	1299	1310	1458	1457	1455	1465	1626	1625	1622	1633	1813	1812	1810	1821	2033	2032	2030	2041
	Capacity	25805	26165	26925	28087	25578	25937	26698	27859	24913	25272	26033	27194	23769	24129	24889	26051	22371	22731	23491	24653	21096	21455	22215	23377
	S/T	0.84	0.76	0.62	0.46	1.00	0.77	0.62	0.47	1.00	0.79	0.65	0.50	1.00	0.81	0.67	0.52	1.00	1.00	0.69	0.54	1.00	1.00	0.75	0.60
	Evap dT	21	20	16	13	21	20	16	13	22	20	17	13	21	20	16	13	21	19	16	13	22	20	17	14
945	Lo PR	129	131	134	139	137	139	142	147	144	145	149	154	149	151	154	160	155	157	160	165	162	164	167	172
	Hi PR	227	228	229	233	262	263	265	268	299	300	302	306	339	340	342	345	382	383	385	389	428	429	431	435
	Amps	4.1	4.1	4.1	4.2	4.7	4.7	4.7	4.8	5.4	5.4	5.4	5.4	6.1	6.1	6.1	6.2	7.0	7.0	7.0	7.0	7.9	7.9	7.9	7.9
	kW	1171	1170	1168	1178	1310	1309	1307	1317	1465	1464	1462	1472	1633	1632	1630	1640	1821	1820	1817	1828	2041	2040	2037	2048
	Capacity	26207	26567	27327	28489	25979	26339	27099	28261	25314	25674	26434	27596	24171	24530	25291	26452	22773	23133	23893	25055	21497	21857	22617	23779
75	S/T	0.87	0.79	0.65	0.50	1.00	0.80	0.66	0.51	1.00	0.83	0.68	0.53	1.00	0.85	0.70	0.55	1.00	1.00	0.73	0.58	1.00	1.00	0.78	0.63
	Evap dT	21	19	16	12	21	19	16	12	21	19	16	12	20	19	16	12	20	19	15	12	21	20	16	13
	Lo PR	131	133	136	141	139	141	144	149	146	147	151	156	152	153	156	162	157	159	162	167	164	166	169	174
	Hi PR	228	229	231	235	264	265	266	270	301	302	303	307	341	342	343	347	384	385	387	390	430	431	432	436
	Amps	4.2	4.2	4.1	4.2	4.8	4.8	4.8	4.8	5.4	5.4	5.4	5.5	6.2	6.2	6.2	6.2	7.0	7.0	7.0	7.0	7.9	7.9	7.9	8.0
75	kW	1177	1176	1174	1184	1316	1315	1313	1323	1471	1470	1468	1478	1639	1638	1636	1646	1827	1826	1823	1834	2047	2046	2043	2054

IDB: Entering Indoor Dry Bulb Temperature
 High and low pressures are measured at the liquid and suction service valves.
 Shaded area reflects ACCA (TVA) conditions
 kW = Total system power
 Amps = outdoor unit amps (compressor + fan)

EXPANDED COOLING DATA — DZ7TCA3610A* + DMVT42CP1400* (70%) (CONT.)

DESIGN SUBCOOLING 5 - 7 °F @ THE LIQUID SERVICE VALVE, ARI 95 TEST CONDITIONS

IDB	AIRFLOW	OUTDOOR AMBIENT TEMPERATURE												ENTERING INDOOR WET BULB TEMPERATURE												
		65°F				75°F				85°F				95°F				105°F				115°F				
		59	63	67	71	59	63	67	71	59	63	67	71	59	63	67	71	59	63	67	71	59	63	67	71	
80	Capacity	25603	25962	26723	27885	25375	25735	26495	27657	24710	25070	25830	26992	23567	23926	24687	25848	22169	22529	23289	24451	20893	21253	22013	23175	
	S/T	1.00	0.83	0.68	0.53	1.00	0.83	0.69	0.54	1.00	0.86	0.72	0.57	1.00	1.00	0.74	0.59	1.00	1.00	0.76	0.61	1.00	1.00	0.82	0.66	
	Evap dT	26	25	21	18	26	25	21	18	26	25	22	18	26	25	21	18	26	24	21	18	27	25	22	19	
	Lo PR	128	129	133	138	136	137	140	146	142	144	147	153	148	150	153	158	154	155	159	164	161	162	166	171	
	Hi PR	225	226	228	232	260	261	263	267	298	299	300	304	338	339	340	344	381	382	383	387	427	428	429	433	
	Amps	4.1	4.1	4.1	4.1	4.7	4.7	4.7	4.7	5.4	5.4	5.4	5.4	6.1	6.1	6.1	6.1	6.9	6.9	6.9	7.0	7.9	7.9	7.9	7.9	
	kW	1165	1164	1161	1172	1304	1303	1300	1311	1459	1458	1455	1466	1627	1625	1623	1634	1814	1813	1811	1821	2034	2033	2031	2041	
	Capacity	25937	26297	27057	28219	25709	26069	26829	27991	25045	25404	26165	27326	23901	24261	25021	26183	22503	22863	23623	24785	21227	21587	22347	23509	
	S/T	1.00	0.89	0.75	0.60	1.00	0.90	0.75	0.60	1.00	1.00	0.78	0.63	1.00	1.00	0.80	0.65	1.00	1.00	0.82	0.67	1.00	1.00	1.00	0.73	
	Evap dT	25	24	20	17	25	23	20	17	25	24	20	17	25	23	20	17	25	23	20	17	26	24	21	18	
Lo PR	130	131	135	140	137	139	142	148	144	146	149	155	150	152	155	160	156	157	160	166	163	164	167	173		
Hi PR	227	228	230	233	262	263	265	269	299	300	302	306	339	340	342	346	383	383	385	389	428	429	431	435		
Amps	4.1	4.1	4.1	4.2	4.7	4.7	4.7	4.8	5.4	5.4	5.4	5.5	6.1	6.1	6.1	6.2	7.0	7.0	7.0	7.0	7.9	7.9	7.9	8.0		
kW	1172	1171	1168	1179	1311	1310	1307	1318	1466	1465	1462	1473	1634	1633	1630	1641	1821	1820	1818	1829	2041	2040	2038	2049		
840	Capacity	26339	26698	27459	28621	26111	26471	27231	28393	25446	25806	26566	27728	24303	24662	25423	26584	22905	23265	24025	25187	21629	21989	22749	23911	
	S/T	1.00	0.93	0.78	0.63	1.00	0.93	0.79	0.64	1.00	1.00	0.82	0.67	1.00	1.00	0.84	0.69	1.00	1.00	0.86	0.71	1.00	1.00	1.00	0.76	
	Evap dT	24	23	19	16	24	23	19	16	25	23	20	16	24	23	19	16	24	22	19	16	25	23	20	17	
	Lo PR	132	133	137	142	140	141	144	150	146	148	151	157	152	154	157	162	158	159	163	168	165	166	170	175	
	Hi PR	229	230	231	235	264	265	267	271	301	302	304	308	341	342	344	348	384	385	387	391	430	431	433	436.8	
	Amps	4.2	4.2	4.2	4.2	4.8	4.8	4.8	4.8	5.4	5.4	5.4	5.5	6.2	6.2	6.2	6.2	7.0	7.0	7.0	7.0	7.9	7.9	7.9	8.0	
	kW	1178	1177	1174	1185	1317	1316	1313	1324	1472	1471	1469	1479	1640	1639	1636	1647	1827	1826	1824	1835	2047	2046	2044	2055	
	85	Capacity	26032	26391	27152	28313	25804	26164	26924	28086	25139	25499	26259	27421	23996	24355	25116	26277	22598	22957	23718	24879	21322	21681	22442	23604
		S/T	1.00	0.93	0.79	0.64	1.00	1.00	0.80	0.65	1.00	1.00	0.82	0.67	1.00	1.00	0.84	0.69	1.00	1.00	1.00	0.72	1.00	1.00	1.00	0.77
		Evap dT	30	28	25	21	30	28	25	21	30	28	25	22	30	28	25	21	29	28	24	21	30	29	26	22
Lo PR		130	131	135	140	138	139	142	148	144	146	149	155	150	152	155	160	156	157	160	166	163	164	168	173	
Hi PR		226	227	229	233	262	263	264	268	299	300	301	305	339	340	341	345	382	383	384	388	428	429	430	434	
Amps		4.1	4.1	4.1	4.2	4.7	4.7	4.7	4.8	5.4	5.4	5.4	5.4	6.1	6.1	6.1	6.2	6.9	6.9	6.9	7.0	7.9	7.9	7.9	8.0	
kW		1167	1166	1164	1174	1306	1305	1303	1313	1461	1460	1458	1469	1629	1628	1626	1636	1817	1816	1813	1824	2037	2036	2033	2044	
Capacity		26366	26726	27486	28648	26138	26498	27258	28420	25474	25833	26594	27755	24330	24690	25450	26612	22932	23292	24052	25214	21656	22016	22776	23938	
S/T		1.00	1.00	0.85	0.70	1.00	1.00	0.86	0.71	1.00	1.00	0.89	0.74	1.00	1.00	0.91	0.76	1.00	1.00	1.00	0.78	1.00	1.00	1.00	0.83	
Evap dT		29	27	24	20	29	27	24	20	29	27	24	21	29	27	24	20	28	27	23	20	29	28	24	21	
Lo PR	132	133	136	142	139	141	144	150	146	148	151	156	152	153	157	162	158	159	162	168	165	166	169	175		
Hi PR	228	229	231	234	263	264	266	270	301	302	303	307	340	341	343	347	384	385	386	390	430	431	432	436		
Amps	4.2	4.1	4.1	4.2	4.8	4.8	4.7	4.8	5.4	5.4	5.4	5.5	6.2	6.2	6.1	6.2	7.0	7.0	7.0	7.0	7.9	7.9	7.9	8.0		
kW	1175	1173	1171	1182	1313	1312	1310	1321	1469	1468	1465	1476	1636	1635	1633	1644	1824	1823	1821	1831	2044	2043	2041	2051		
945	Capacity	26768	27127	27888	29049	26540	26900	27660	28822	25875	26235	26995	28157	24732	25091	25852	27013	23334	23693	24454	25615	22058	22417	23178	24340	
	S/T	1.00	1.00	0.89	0.74	1.00	1.00	0.90	0.75	1.00	1.00	0.92	0.77	1.00	1.00	1.00	0.79	1.00	1.00	1.00	0.82	1.00	1.00	1.00	0.87	
	Evap dT	28	26	23	19	28	26	23	19	28	26	23	20	28	26	23	19	27	26	23	19	29	27	24	20	
	Lo PR	134	135	139	144	141	143	146	152	148	150	153	158	154	156	159	164	160	161	164	170	167	168	171	177	
	Hi PR	230	231	232	236	265	266	268	272	302	303	305	309	342	343	345	349	385	386	388	392	431	432	434	439.9	
	Amps	4.2	4.2	4.2	4.2	4.8	4.8	4.8	4.8	5.5	5.5	5.4	5.5	6.2	6.2	6.2	6.2	7.0	7.0	7.0	7.0	8.0	8.0	8.0	8.0	
	kW	1181	1179	1177	1188	1320	1318	1316	1327	1475	1474	1471	1482	1642	1641	1639	1650	1830	1829	1827	1837	2050	2049	2047	2057	

IDB: Entering Indoor Dry Bulb Temperature
 High and low pressures are measured at the liquid and suction service valves.
 Shaded area reflects AHRI conditions.
 kW = Total system power
 Amps = outdoor unit amps (compressor + fan)

EXPANDED COOLING DATA — DZ7TCA4810A* + DMVT60DP1400*

DESIGN SUBCOOLING 5 - 7 °F @ THE LIQUID SERVICE VALVE, ARI 95 TEST CONDITIONS

IDB	AIRFLOW	OUTDOOR AMBIENT TEMPERATURE												ENTERING INDOOR WET BULB TEMPERATURE											
		65°F				75°F				85°F				95°F				105°F				115°F			
		59	63	67	71	59	63	67	71	59	63	67	71	59	63	67	71	59	63	67	71	59	63	67	71
1400	Capacity	47308	47977	49390	-	46885	47553	48966	-	45650	46318	47731	-	43524	44192	45606	-	40927	41595	43008	-	38555	39224	40637	-
	S/T	0.62	0.54	0.41	-	0.63	0.55	0.41	-	0.65	0.58	0.44	-	0.67	0.60	0.46	-	1.00	0.62	0.48	-	1.00	0.67	0.53	-
	Evap dT	19	18	14	-	19	18	14	-	20	18	14	-	19	17	14	-	19	17	14	-	20	18	15	-
	Lo PR	120	121	124	-	127	128	131	-	133	135	138	-	139	140	143	-	144	145	148	-	151	152	155	-
	Hi PR	241	242	244	-	279	280	282	-	319	320	322	-	362	363	365	-	409	410	411	-	458	459	461	-
	Amps	9.3	9.3	9.3	-	10.7	10.7	10.6	-	12.2	12.2	12.2	-	13.8	13.8	13.8	-	15.7	15.6	15.6	-	17.8	17.8	17.8	-
kW	2630	2627	2622	-	2942	2939	2934	-	3290	3287	3282	-	3666	3664	3658	-	4087	4084	4079	-	4581	4578	4573	-	
70	Capacity	47930	48598	50011	-	47506	48175	49588	-	46271	46939	48352	-	44146	44814	46227	-	41548	42216	43630	-	39177	39845	41258	-
	S/T	0.68	0.61	0.47	-	0.69	0.61	0.47	-	0.72	0.64	0.50	-	0.74	0.66	0.52	-	1.00	0.68	0.54	-	1.00	0.73	0.59	-
	Evap dT	18	16	13	-	18	16	13	-	18	17	13	-	18	16	13	-	18	16	13	-	19	17	14	-
	Lo PR	121	123	126	-	129	130	133	-	135	137	140	-	140	142	145	-	146	147	150	-	152	154	157	-
	Hi PR	243	244	246	-	281	283	284	-	321	322	324	-	364	365	367	-	411	412	413	-	460	461	463	-
	Amps	9.4	9.4	9.4	-	10.8	10.7	10.7	-	12.3	12.3	12.2	-	13.9	13.9	13.9	-	15.7	15.7	15.7	-	17.9	17.9	17.8	-
kW	2646	2643	2638	-	2958	2955	2950	-	3306	3303	3298	-	3682	3680	3675	-	4103	4101	4095	-	4597	4594	4589	-	
1800	Capacity	48676	49344	50758	-	48253	48921	50334	-	47017	47686	49099	-	44892	45560	46973	-	42295	42963	44376	-	39923	40591	42005	-
	S/T	0.72	0.64	0.50	-	0.73	0.65	0.51	-	0.75	0.67	0.53	-	0.77	0.69	0.55	-	1.00	0.72	0.58	-	1.00	0.77	0.63	-
	Evap dT	17	16	12	-	17	16	12	-	18	16	12	-	17	16	12	-	17	15	12	-	18	16	13	-
	Lo PR	123	125	128	-	131	132	135	-	137	138	142	-	142	144	147	-	148	149	152	-	154	156	159	-
	Hi PR	245	246	248	-	283	285	286	-	323	324	326	-	366	367	369	-	413	414	415	-	462	463	465	-
	Amps	9.5	9.4	9.4	-	10.8	10.8	10.8	-	12.3	12.3	12.3	-	14.0	13.9	13.9	-	15.8	15.8	15.8	-	17.9	17.9	17.9	-
kW	2659	2657	2652	-	2971	2969	2963	-	3319	3317	3311	-	3696	3693	3688	-	4117	4114	4109	-	4610	4608	4603	-	
1400	Capacity	47336	48004	49417	51576	46913	47581	48994	51153	45677	46345	47759	49917	43552	44220	45633	47792	40954	41622	43036	45194	38583	39251	40664	42823
	S/T	0.76	0.68	0.54	0.39	0.76	0.68	0.54	0.40	1.00	0.71	0.57	0.42	1.00	0.73	0.59	0.44	1.00	0.75	0.61	0.47	1.00	0.80	0.67	0.52
	Evap dT	23	21	18	15	23	21	18	15	23	22	18	15	23	21	18	15	23	21	18	14	24	22	19	16
	Lo PR	120	121	124	129	127	128	131	137	133	135	138	143	139	140	143	148	144	145	149	154	151	152	155	160
	Hi PR	242	243	244	249	280	281	282	287	320	321	322	327	363	364	365	369	409	410	412	416	458	459	461	465
	Amps	9.3	9.3	9.3	9.4	10.7	10.7	10.6	10.7	12.2	12.2	12.2	12.3	13.8	13.8	13.8	13.9	15.7	15.6	15.6	15.7	17.8	17.8	17.8	17.9
kW	2628	2625	2620	2644	2939	2937	2932	2956	3287	3285	3280	3304	3664	3662	3656	3680	4085	4082	4077	4101	4579	4576	4571	4595	
75	Capacity	47957	48626	50039	52198	47534	48202	49615	51774	46299	46967	48380	50539	44173	44841	46255	48413	41576	42244	43657	45816	39204	39873	41286	43445
	S/T	0.82	0.74	0.60	0.45	0.82	0.74	0.61	0.46	1.00	0.77	0.63	0.48	1.00	0.79	0.65	0.50	1.00	0.81	0.67	0.53	1.00	0.87	0.73	0.58
	Evap dT	22	20	17	14	22	20	17	14	22	21	17	14	22	20	17	14	22	20	17	13	23	21	18	14
	Lo PR	121	123	126	131	129	130	133	138	135	137	140	145	140	142	145	150	146	147	150	155	152	154	157	162
	Hi PR	244	245	246	251	282	283	284	289	322	323	324	329	365	366	367	372	411	412	414	418	460	461	463	467
	Amps	9.4	9.4	9.4	9.5	10.7	10.7	10.7	10.8	12.3	12.2	12.2	12.3	13.9	13.9	13.9	14.0	15.7	15.7	15.7	15.8	17.9	17.9	17.9	17.9
kW	2644	2641	2636	2660	2956	2953	2948	2972	3304	3301	3296	3320	3680	3678	3672	3696	4101	4099	4093	4117	4595	4592	4587	4611	
1800	Capacity	48704	49372	50785	52944	48280	48949	50362	52520	47045	47713	49126	51285	44920	45588	47001	49160	42322	42990	44404	46562	39951	40619	42032	44191
	S/T	0.85	0.77	0.63	0.49	0.86	0.78	0.64	0.49	1.00	0.81	0.67	0.52	1.00	0.83	0.69	0.54	1.00	0.85	0.71	0.56	1.00	1.00	0.76	0.61
	Evap dT	21	20	16	13	21	19	16	13	21	20	16	13	21	19	16	13	21	19	16	12	22	20	17	14
	Lo PR	123	125	128	133	131	132	135	140	137	138	142	147	142	144	147	152	148	149	152	157	154	156	159	164
	Hi PR	246	247	248	253	284	285	286	291	324	325	326	331	367	368	369	374	413	414	416	420	462	463	465	469
	Amps	9.4	9.4	9.4	9.5	10.8	10.8	10.8	10.9	12.3	12.3	12.3	12.4	14.0	13.9	13.9	14.0	15.8	15.8	15.7	15.9	17.9	17.9	17.9	18.0
kW	2657	2655	2650	2674	2969	2967	2961	2985	3317	3315	3309	3333	3694	3691	3686	3710	4115	4112	4107	4131	4608	4606	4600	4624	

IDB: Entering Indoor Dry Bulb Temperature
 High and low pressures are measured at the liquid and suction service valves.
 Shaded area reflects ACCA (TVA) conditions
 kW = Total system power
 Amps = outdoor unit amps (compressor + fan)

EXPANDED COOLING DATA — DZ7TCA4810A* + DMVT60DP1400* (CONT.)

DESIGN SUBCOOLING 5 - 7 °F @ THE LIQUID SERVICE VALVE, ARI 95 TEST CONDITIONS

IDB	AIRFLOW	OUTDOOR AMBIENT TEMPERATURE												ENTERING INDOOR WET BULB TEMPERATURE											
		65°F				75°F				85°F				95°F				105°F				115°F			
		59	63	67	71	59	63	67	71	59	63	67	71	59	63	67	71	59	63	67	71	59	63	67	71
1400	Capacity	47581	48249	49663	51821	47158	47826	49239	51398	45922	46590	48004	50162	43797	44465	45878	48037	41199	41868	43281	45440	38828	39496	40909	43068
	S/T	0.88	0.81	0.67	0.52	1.00	0.81	0.67	0.53	1.00	0.84	0.70	0.55	1.00	0.86	0.72	0.57	1.00	1.00	0.74	0.59	1.00	1.00	0.79	0.65
	Evap dT	27	25	22	19	27	25	22	19	27	26	22	19	27	25	22	19	27	25	22	18	28	26	23	19
	Lo PR	120	122	125	130	127	129	132	137	134	135	138	143	139	141	144	149	145	146	149	154	151	153	156	161
	Hi PR	242	243	245	249	280	281	283	287	320	321	323	327	363	364	366	370	409	410	412	416	459	460	461	466
	Amps	9.3	9.3	9.3	9.4	10.7	10.7	10.6	10.7	12.2	12.2	12.2	12.3	13.8	13.8	13.8	13.9	15.7	15.6	15.6	15.7	17.8	17.8	17.8	17.9
1600	Capacity	26249	2627	2622	2645	2941	2939	2933	2957	3289	3287	3281	3305	3666	3663	3658	3682	4087	4084	4079	4103	4580	4578	4572	4596
	S/T	48203	48871	50284	52443	47779	48447	49860	52019	46544	47212	48625	50784	44418	45086	46500	48658	41821	42489	43902	46061	39449	40118	41531	43690
	Evap dT	0.95	0.87	0.73	0.58	1.00	0.87	0.73	0.59	1.00	0.90	0.76	0.61	1.00	0.92	0.78	0.63	1.00	1.00	0.80	0.66	1.00	1.00	0.86	0.71
	Lo PR	26	24	21	18	26	24	21	18	26	25	21	18	26	24	21	18	26	24	21	17	27	25	22	18
	Hi PR	122	123	126	132	129	131	134	139	136	137	140	145	141	142	146	151	146	148	151	156	153	154	157	163
	Amps	244	245	247	251	282	283	285	289	322	323	325	329	365	366	368	372	411	412	414	418	461	462	464	468
1800	Capacity	9.4	9.4	9.4	9.5	10.7	10.7	10.7	10.8	12.3	12.3	12.3	12.3	13.9	13.9	13.9	14.0	15.7	15.7	15.7	15.8	17.9	17.9	17.9	17.9
	S/T	2646	2643	2638	2662	2957	2955	2950	2973	3305	3303	3298	3321	3682	3679	3674	3698	4103	4100	4095	4119	4596	4594	4589	4612
	Evap dT	48949	49617	51030	53189	48525	49194	50607	52766	47290	47958	49372	51530	45165	45833	47246	49405	42567	43235	44649	46807	40196	40864	42277	44436
	Lo PR	1.00	0.90	0.76	0.62	1.00	0.91	0.77	0.62	1.00	0.93	0.80	0.65	1.00	0.95	0.82	0.67	1.00	1.00	0.84	0.69	1.00	1.00	0.89	0.74
	Hi PR	25	23	20	17	25	23	20	17	25	24	20	17	25	23	20	17	25	23	20	16	26	24	21	17
	Amps	124	125	128	134	131	133	136	141	138	139	142	147	143	144	147	153	148	150	153	158	155	156	159	164
85	Capacity	246	247	249	253	284	285	287	291	324	325	327	331	367	368	370	374	413	414	416	420	463	464	466	469.7
	S/T	9.5	9.4	9.4	9.5	10.8	10.8	10.8	10.9	12.3	12.3	12.3	12.4	14.0	13.9	13.9	14.0	15.8	15.8	15.8	15.9	17.9	17.9	17.9	18.0
	Evap dT	2659	2657	2651	2675	2971	2968	2963	2987	3319	3316	3311	3335	3695	3693	3688	3712	4116	4114	4108	4132	4610	4607	4602	4626
	Lo PR	48378	49046	50460	52618	47955	48623	50036	52195	46719	47388	48801	50960	44594	45262	46675	48834	41996	42665	44078	46237	39625	40293	41707	43865
	Hi PR	1.00	0.91	0.77	0.62	1.00	0.92	0.78	0.63	1.00	0.90	0.80	0.66	1.00	0.95	0.82	0.68	1.00	1.00	0.85	0.70	1.00	1.00	0.90	0.75
	Amps	31	29	26	22	31	29	26	22	31	29	26	22	31	29	26	22	30	29	25	22	32	30	26	23
1400	Capacity	129	131	134	139	136	137	140	145	136	137	140	145	141	142	146	151	146	148	151	156	153	154	157	163
	S/T	281	282	284	288	321	322	324	328	321	322	324	328	364	365	367	371	410	411	413	417	460	461	463	467
	Evap dT	9.3	9.3	9.3	9.4	10.7	10.7	10.7	10.8	12.2	12.2	12.2	12.3	13.9	13.8	13.8	13.9	15.7	15.7	15.7	15.8	17.8	17.8	17.8	17.9
	Lo PR	2635	2633	2628	2651	2947	2945	2939	2963	3295	3293	3287	3311	3672	3669	3664	3688	4092	4090	4085	4109	4586	4584	4578	4602
	Hi PR	49000	49668	51081	53240	48576	49244	50658	52816	47341	48009	49422	51581	45215	45884	47297	49456	42618	43286	44699	46858	40247	40915	42328	44487
	Amps	1.00	0.97	0.83	0.69	1.00	0.98	0.84	0.69	1.00	1.00	0.86	0.72	1.00	1.00	0.88	0.74	1.00	1.00	0.91	0.76	1.00	1.00	1.00	0.81
1600	Capacity	30	28	25	21	30	28	24	21	30	28	25	21	30	28	24	21	29	28	24	21	30	29	25	22
	S/T	124	125	128	133	131	132	136	141	137	139	142	147	143	144	147	152	148	150	153	158	155	156	159	164
	Evap dT	245	246	248	252	283	284	286	290	323	324	326	330	366	367	369	373	412	414	415	419	462	463	465	469
	Lo PR	9.4	9.4	9.4	9.5	10.8	10.8	10.7	10.8	12.3	12.3	12.3	12.4	13.9	13.9	13.9	14.0	15.8	15.7	15.7	15.8	17.9	17.9	17.9	18.0
	Hi PR	2651	2649	2644	2668	2963	2961	2955	2979	3311	3309	3303	3327	3688	3685	3680	3704	4109	4106	4101	4125	4602	4600	4595	4618
	Amps	49746	50414	51827	53986	49323	49991	51404	53563	48087	48755	50169	52327	45962	46630	48043	50202	43364	44032	45446	47604	40993	41661	43074	45233
1800	Capacity	1.00	1.00	0.87	0.72	1.00	1.00	0.87	0.73	1.00	1.00	0.90	0.75	1.00	1.00	0.92	0.77	1.00	1.00	0.94	0.80	1.00	1.00	1.00	0.85
	S/T	29	27	24	20	29	27	24	20	29	27	24	20	29	27	24	20	28	27	23	20	30	28	24	21
	Evap dT	126	127	130	135	133	134	137	143	139	141	144	149	145	146	149	154	150	151	155	160	157	158	161	166
	Lo PR	247	248	250	254	285	286	288	292	325	326	328	332	368	369	371	375	414	416	417	421	464	465	467	470.9
	Hi PR	9.5	9.5	9.4	9.5	10.8	10.8	10.8	10.9	12.3	12.3	12.3	12.4	14.0	14.0	14.0	14.1	15.8	15.8	15.8	15.9	18.0	17.9	17.9	18.0
	Amps	2665	2663	2657	2681	2977	2974	2969	2993	3325	3322	3317	3341	3701	3699	3694	3718	4122	4120	4114	4138	4616	4613	4608	4632

IDB: Entering Indoor Dry Bulb Temperature
 High and low pressures are measured at the liquid and suction service valves.
 Shaded area reflects AHRI conditions.
 kW = Total system power
 Amps = outdoor unit amps (compressor + fan)

EXPANDED COOLING DATA — DZ7TCA4810A* + DMVT60DP1400* (70%)

DESIGN SUBCOOLING 5 - 7 °F @ THE LIQUID SERVICE VALVE, ARI 95 TEST CONDITIONS

IDB	AIRFLOW	OUTDOOR AMBIENT TEMPERATURE												ENTERING INDOOR WET BULB TEMPERATURE											
		65°F				75°F				85°F				95°F				105°F				115°F			
		59	63	67	71	59	63	67	71	59	63	67	71	59	63	67	71	59	63	67	71	59	63	67	71
980	Capacity	34015	34495	35511	-	33710	34191	35207	-	32822	33303	34319	-	31294	31774	32790	-	29426	29907	30923	-	27721	28202	29218	-
	S/T	0.64	0.56	0.42	-	0.65	0.57	0.42	-	0.67	0.59	0.45	-	0.69	0.61	0.47	-	1.00	0.64	0.49	-	1.00	0.69	0.55	-
	Evap dT	19	17	14	-	19	17	14	-	19	17	14	-	19	17	14	-	18	17	13	-	19	18	15	-
	Lo PR	123	124	128	-	130	132	135	-	137	139	142	-	143	144	147	-	148	150	153	-	155	156	159	-
	Hi PR	231	232	233	-	267	268	270	-	305	306	308	-	346	347	349	-	391	392	393	-	438	439	441	-
	Amps	5.9	5.9	5.8	-	6.7	6.7	6.7	-	7.7	7.7	7.6	-	8.7	8.7	8.7	-	9.9	9.8	9.8	-	11.2	11.2	11.2	-
kW	1654	1653	1649	-	1850	1849	1845	-	2069	2068	2064	-	2306	2304	2301	-	2571	2569	2566	-	2881	2880	2876	-	
70	Capacity	34462	34942	35958	-	34157	34638	35654	-	33269	33749	34765	-	31741	32221	33237	-	29873	30354	31370	-	28168	28649	29665	-
	S/T	0.70	0.62	0.48	-	0.71	0.63	0.49	-	0.74	0.66	0.51	-	1.00	0.68	0.53	-	1.00	0.70	0.56	-	1.00	0.75	0.61	-
	Evap dT	18	16	13	-	18	16	13	-	18	16	13	-	18	16	13	-	17	16	12	-	18	17	13	-
	Lo PR	125	126	129	-	132	134	137	-	139	140	143	-	144	146	149	-	150	151	154	-	157	158	161	-
	Hi PR	233	234	235	-	269	270	272	-	307	308	310	-	348	349	351	-	393	394	395	-	440	441	443	-
	Amps	5.9	5.9	5.9	-	6.8	6.8	6.7	-	7.7	7.7	7.7	-	8.7	8.7	8.7	-	9.9	9.9	9.9	-	11.2	11.2	11.2	-
kW	1664	1663	1659	-	1860	1859	1855	-	2079	2078	2074	-	2316	2315	2311	-	2581	2579	2576	-	2891	2890	2886	-	
1260	Capacity	34998	35479	36495	-	34694	35174	36190	-	33806	34286	35302	-	32277	32758	33774	-	30410	30890	31906	-	28705	29185	30201	-
	S/T	0.74	0.66	0.52	-	0.74	0.66	0.52	-	0.77	0.69	0.55	-	1.00	0.71	0.57	-	1.00	0.73	0.59	-	1.00	0.79	0.65	-
	Evap dT	17	15	12	-	17	15	12	-	17	15	12	-	17	15	12	-	16	15	12	-	18	16	13	-
	Lo PR	127	128	131	-	134	136	139	-	141	142	145	-	146	148	151	-	152	153	156	-	159	160	163	-
	Hi PR	235	236	237	-	271	272	274	-	309	310	312	-	350	351	353	-	395	396	397	-	442	443	444	-
	Amps	5.9	5.9	5.9	-	6.8	6.8	6.8	-	7.8	7.7	7.7	-	8.8	8.8	8.8	-	9.9	9.9	9.9	-	11.3	11.3	11.3	-
kW	1673	1671	1668	-	1869	1867	1864	-	2088	2086	2083	-	2325	2323	2320	-	2589	2588	2584	-	2900	2898	2895	-	
980	Capacity	34035	34515	35531	37083	33730	34211	35227	36779	32842	33322	34338	35891	31314	31794	32810	34362	29446	29927	30943	32495	27741	28222	29238	30790
	S/T	0.78	0.70	0.55	0.40	0.78	0.70	0.56	0.41	1.00	0.73	0.59	0.43	1.00	0.75	0.61	0.45	1.00	0.77	0.63	0.48	1.00	1.00	0.68	0.53
	Evap dT	22	21	18	14	22	21	17	14	23	21	18	14	22	21	17	14	22	20	17	14	23	22	18	15
	Lo PR	123	125	128	133	130	132	135	140	137	139	142	147	143	144	147	152	148	150	153	158	155	156	159	165
	Hi PR	231	232	234	238	267	268	270	274	306	307	308	312	347	348	349	353	391	392	393	398	438	439	441	445
	Amps	5.9	5.9	5.8	5.9	6.7	6.7	6.7	6.8	7.7	7.7	7.6	7.7	8.7	8.7	8.7	8.7	9.8	9.8	9.8	9.9	11.2	11.2	11.2	11.2
kW	1653	1651	1648	1663	1849	1847	1844	1859	2068	2066	2063	2078	2305	2303	2300	2315	2569	2568	2564	2579	2880	2878	2875	2890	
75	Capacity	34481	34962	35978	37530	34177	34657	35673	37226	33289	33769	34785	36337	31761	32241	33257	34809	29893	30373	31389	32942	28188	28668	29685	31237
	S/T	0.84	0.76	0.62	0.46	0.85	0.77	0.62	0.47	1.00	0.79	0.65	0.50	1.00	0.81	0.67	0.52	1.00	0.84	0.69	0.54	1.00	1.00	0.75	0.60
	Evap dT	21	20	16	13	21	20	16	13	22	20	17	13	21	20	16	13	21	19	16	13	22	20	17	14
	Lo PR	125	126	129	135	132	134	137	142	139	140	144	149	144	146	149	154	150	151	154	160	157	158	161	167
	Hi PR	233	234	236	240	269	270	272	276	307	308	310	314	349	350	351	355	393	394	395	399	440	441	443	447
	Amps	5.9	5.9	5.9	5.9	6.8	6.7	6.7	6.8	7.7	7.7	7.7	7.8	8.7	8.7	8.7	8.8	9.9	9.9	9.9	9.9	11.2	11.2	11.2	11.3
kW	1663	1661	1658	1673	1859	1858	1854	1869	2078	2076	2073	2088	2315	2313	2310	2325	2580	2578	2575	2590	2890	2889	2885	2900	
Capacity	35018	35498	36515	38067	34714	35194	36210	37762	33825	34306	35322	36874	32297	32778	33794	35346	30430	30910	31926	33478	28725	29205	30221	31773	
S/T	0.87	0.79	0.65	0.50	1.00	0.80	0.66	0.51	1.00	0.83	0.68	0.53	1.00	0.85	0.70	0.55	1.00	0.87	0.73	0.58	1.00	1.00	0.78	0.63	
Evap dT	21	19	16	12	20	19	16	12	21	19	16	12	20	19	16	12	20	19	15	12	21	20	16	13	
Lo PR	127	128	131	137	134	136	139	144	141	142	146	151	146	148	151	156	152	153	156	162	159	160	163	169	
Hi PR	235	236	237	241	271	272	274	278	309	310	312	316	350	351	353	357	395	396	397	401	442	443	445	449	
Amps	5.9	5.9	5.9	6.0	6.8	6.8	6.8	6.8	7.7	7.7	7.7	7.8	8.8	8.8	8.8	8.8	9.9	9.9	9.9	10.0	11.3	11.3	11.3	11.3	
kW	1672	1670	1667	1682	1868	1866	1863	1878	2087	2085	2082	2097	2323	2322	2319	2334	2588	2587	2583	2598	2899	2897	2894	2909	

IDB: Entering Indoor Dry Bulb Temperature
 High and low pressures are measured at the liquid and suction service valves.
 Shaded area reflects ACCA (TVA) conditions
 kW = Total system power
 Amps = outdoor unit amps (compressor + fan)

EXPANDED COOLING DATA — DZ7TCA4810A* + DMVT60DP1400* (70%) (CONT.)

DESIGN SUBCOOLING 5 - 7 °F @ THE LIQUID SERVICE VALVE, ARI 95 TEST CONDITIONS

IDB	AIRFLOW	OUTDOOR AMBIENT TEMPERATURE												ENTERING INDOOR WET BULB TEMPERATURE											
		65°F				75°F				85°F				95°F				105°F				115°F			
		59	63	67	71	59	63	67	71	59	63	67	71	59	63	67	71	59	63	67	71	59	63	67	71
80	Capacity	34211	34691	35707	37259	33906	34387	35403	36955	33018	33499	34515	36067	31490	31970	32987	34539	29622	30103	31119	32671	27917	28398	29414	30966
	S/T	1.00	0.83	0.68	0.53	1.00	0.83	0.69	0.54	1.00	0.86	0.72	0.57	1.00	0.88	0.74	0.59	1.00	1.00	0.76	0.61	1.00	1.00	0.82	0.66
	Evap dT	26	25	21	18	26	25	21	18	26	25	22	18	26	24	21	18	26	24	21	18	27	25	22	19
	Lo PR	124	125	128	133	131	133	136	141	138	139	142	147	143	145	148	153	149	150	153	158	155	157	160	165
	Hi PR	231	232	234	238	268	269	270	274	306	307	309	313	347	348	350	354	391	392	394	398	439	440	441	445
	Amps	5.9	5.9	5.8	5.9	6.7	6.7	6.7	6.8	7.7	7.7	7.6	7.7	8.7	8.7	8.7	8.7	9.8	9.8	9.8	9.9	11.2	11.2	11.2	11.2
kW	1654	1652	1649	1664	1850	1848	1845	1860	2069	2067	2064	2079	2306	2304	2301	2316	2570	2569	2566	2581	2881	2879	2876	2891	
1120	Capacity	34658	35138	36154	37706	34353	34834	35850	37402	33465	33945	34961	36514	31937	32417	33433	34985	30069	30550	31566	33118	28364	28845	29861	31413
	S/T	1.00	0.89	0.75	0.60	1.00	0.90	0.75	0.60	1.00	0.92	0.78	0.63	1.00	1.00	0.80	0.65	1.00	1.00	0.82	0.67	1.00	1.00	0.88	0.73
	Evap dT	25	24	20	17	25	23	20	17	25	24	20	17	25	23	20	17	25	23	20	17	26	24	21	18
	Lo PR	125	127	130	135	133	134	137	143	139	141	144	149	145	146	150	155	150	152	155	160	157	159	162	167
	Hi PR	233	234	236	240	270	271	272	276	308	309	311	315	349	350	352	356	393	394	396	400	441	442	443	447
	Amps	5.9	5.9	5.9	6.0	6.8	6.8	6.7	6.8	7.7	7.7	7.7	7.8	8.7	8.7	8.7	8.8	9.9	9.9	9.9	9.9	11.2	11.2	11.2	11.3
kW	1664	1662	1659	1674	1860	1859	1855	1870	2079	2077	2074	2089	2316	2314	2311	2326	2581	2579	2576	2591	2891	2890	2886	2901	
1260	Capacity	35194	35675	36691	38243	34890	35370	36386	37938	34002	34482	35498	37050	32473	32954	33970	35522	30606	31086	32102	33654	28901	29381	30397	31949
	S/T	1.00	0.93	0.78	0.63	1.00	0.93	0.79	0.64	1.00	0.96	0.82	0.67	1.00	1.00	0.84	0.69	1.00	1.00	0.86	0.71	1.00	1.00	0.91	0.76
	Evap dT	24	23	19	16	24	23	19	16	25	23	20	16	24	23	19	16	24	22	19	16	25	23	20	17
	Lo PR	127	129	132	137	135	136	139	145	141	143	146	151	147	148	152	157	152	154	157	162	159	161	164	169
	Hi PR	235	236	238	242	272	273	274	278	310	311	312	316	351	352	353	358	395	396	398	402	442	443	445	449.1
	Amps	5.9	5.9	5.9	6.0	6.8	6.8	6.8	6.8	7.8	7.7	7.7	7.8	8.8	8.8	8.8	8.8	9.9	9.9	9.9	10.0	11.3	11.3	11.3	11.3
kW	1673	1671	1668	1683	1869	1867	1864	1879	2088	2086	2083	2098	2324	2323	2320	2335	2589	2588	2584	2599	2900	2898	2895	2910	
85	Capacity	34784	35264	36280	37833	34479	34960	35976	37528	33591	34072	35088	36640	32063	32544	33560	35112	30195	30676	31692	33244	28491	28971	29987	31539
	S/T	1.00	0.93	0.79	0.64	1.00	0.94	0.80	0.65	1.00	1.00	0.82	0.67	1.00	1.00	0.84	0.69	1.00	1.00	0.87	0.72	1.00	1.00	1.00	0.77
	Evap dT	30	28	25	21	30	28	25	21	30	28	25	22	30	28	25	21	29	28	24	21	30	29	26	22
	Lo PR	125	127	130	135	133	134	138	143	139	141	144	149	145	146	150	155	150	152	155	160	157	159	162	167
	Hi PR	232	233	235	239	269	270	271	276	307	308	310	314	348	349	351	355	392	393	395	399	440	441	442	446
	Amps	5.9	5.9	5.9	5.9	6.7	6.7	6.7	6.8	7.7	7.7	7.7	7.7	8.7	8.7	8.7	8.8	9.9	9.9	9.9	9.9	11.2	11.2	11.2	11.3
kW	1658	1656	1653	1668	1854	1852	1849	1864	2073	2071	2068	2083	2310	2308	2305	2320	2574	2573	2569	2584	2885	2883	2880	2895	
1120	Capacity	35231	35711	36727	38279	34926	35407	36423	37975	34038	34518	35535	37087	32510	32990	34006	35559	30642	31123	32139	33691	28937	29418	30434	31986
	S/T	1.00	1.00	0.85	0.70	1.00	1.00	0.86	0.71	1.00	1.00	0.89	0.74	1.00	1.00	0.91	0.76	1.00	1.00	0.93	0.78	1.00	1.00	1.00	0.83
	Evap dT	29	27	24	20	29	27	24	20	29	27	24	21	29	27	24	20	28	27	23	20	29	28	24	21
	Lo PR	127	129	132	137	135	136	139	145	141	143	146	151	147	148	151	157	152	154	157	162	159	161	164	169
	Hi PR	234	235	237	241	271	272	273	277	309	310	312	316	350	351	353	357	394	395	397	401	442	443	444	448
	Amps	5.9	5.9	5.9	6.0	6.8	6.8	6.8	6.8	7.7	7.7	7.7	7.8	8.8	8.8	8.7	8.8	9.9	9.9	9.9	10.0	11.3	11.3	11.3	11.3
kW	1668	1666	1663	1678	1864	1862	1859	1874	2083	2081	2078	2093	2320	2318	2315	2330	2584	2583	2579	2594	2895	2893	2890	2905	
1260	Capacity	35767	36248	37264	38816	35463	35943	36959	38512	34575	35055	36071	37623	33047	33527	34543	36095	31179	31659	32675	34228	29474	29954	30970	32523
	S/T	1.00	1.00	0.89	0.74	1.00	1.00	0.90	0.75	1.00	1.00	0.92	0.77	1.00	1.00	0.94	0.79	1.00	1.00	1.00	0.82	1.00	1.00	1.00	0.87
	Evap dT	28	26	23	19	28	26	23	19	28	26	23	19	28	26	23	19	27	26	23	19	27	26	24	20
	Lo PR	129	131	134	139	137	138	141	147	143	145	148	153	149	150	153	159	154	156	159	164	161	163	166	171
	Hi PR	236	237	239	243	273	274	275	279	311	312	313	318	352	353	355	359	396	397	399	403	443	444	446	450.1
	Amps	6.0	6.0	6.0	6.0	6.8	6.8	6.8	6.9	7.8	7.8	7.7	7.8	8.8	8.8	8.8	8.8	9.9	9.9	9.9	10.0	11.3	11.3	11.3	11.3
kW	1676	1675	1671	1686	1872	1871	1868	1883	2091	2090	2086	2101	2328	2327	2323	2338	2593	2591	2588	2603	2903	2902	2898	2913	

IDB: Entering Indoor Dry Bulb Temperature
 High and low pressures are measured at the liquid and suction service valves.
 Shaded area reflects AHRI conditions.
 kW = Total system power
 Amps = outdoor unit amps (compressor + fan)

EXPANDED COOLING DATA — DZ7TCA6010A* + DMVT60DP1400*

DESIGN SUBCOOLING 5 - 7 °F @ THE LIQUID SERVICE VALVE, ARI 95 TEST CONDITIONS

IDB	AIRFLOW	OUTDOOR AMBIENT TEMPERATURE												ENTERING INDOOR WET BULB TEMPERATURE											
		65°F				75°F				85°F				95°F				105°F				115°F			
		59	63	67	71	59	63	67	71	59	63	67	71	59	63	67	71	59	63	67	71	59	63	67	71
70	Capacity	57262	58067	59769	-	56752	57557	59259	-	55265	56069	57771	-	52705	53510	55212	-	49577	50382	52084	-	46721	47526	49228	-
	S/T	0.63	0.56	0.42	-	0.64	0.56	0.43	-	0.67	0.59	0.45	-	0.69	0.61	0.47	-	0.71	0.63	0.50	-	1.00	0.68	0.55	-
	Evap dT	19	17	14	-	18	17	13	-	19	17	14	-	18	17	13	-	18	16	13	-	19	18	14	-
	Lo PR	116	117	120	-	123	125	127	-	129	131	134	-	134	136	139	-	140	141	144	-	146	147	150	-
	Hi PR	251	252	254	-	290	291	293	-	331	333	334	-	376	377	379	-	424	425	427	-	475	476	478	-
	Amps	11.7	11.7	11.7	-	13.5	13.5	13.5	-	15.5	15.4	15.4	-	17.6	17.6	17.5	-	19.9	19.9	19.9	-	22.7	22.7	22.7	-
kW	3372	3369	3362	-	3776	3772	3766	-	4226	4223	4216	-	4713	4710	4703	-	5257	5254	5247	-	5896	5893	5886	-	
1750	Capacity	57722	58527	60229	-	57212	58017	59719	-	55724	56529	58231	-	53165	53969	55671	-	50036	50841	52543	-	47181	47985	49687	-
	S/T	0.67	0.59	0.45	-	0.67	0.60	0.46	-	0.70	0.62	0.49	-	0.72	0.64	0.51	-	0.74	0.66	0.53	-	1.00	0.71	0.58	-
	Evap dT	18	16	13	-	18	16	13	-	18	16	13	-	18	16	13	-	18	16	13	-	19	17	14	-
	Lo PR	117	119	121	-	124	126	128	-	130	132	135	-	135	137	140	-	141	142	145	-	147	148	151	-
	Hi PR	252	253	255	-	291	293	294	-	333	334	336	-	377	378	380	-	425	426	428	-	476	477	479	-
	Amps	11.8	11.8	11.8	-	13.5	13.5	13.5	-	15.5	15.5	15.5	-	17.6	17.6	17.6	-	20.0	20.0	20.0	-	22.8	22.8	22.7	-
kW	3384	3381	3374	-	3787	3784	3777	-	4238	4235	4228	-	4725	4722	4715	-	5269	5266	5259	-	5908	5905	5898	-	
2000	Capacity	58120	58925	60627	-	57610	58415	60117	-	56122	56927	58629	-	53563	54367	56069	-	50434	51239	52941	-	47579	48383	50085	-
	S/T	0.69	0.61	0.47	-	0.69	0.62	0.48	-	0.72	0.64	0.50	-	0.74	0.66	0.52	-	0.76	0.68	0.55	-	1.00	0.73	0.60	-
	Evap dT	18	16	12	-	17	16	12	-	18	16	13	-	17	16	12	-	17	15	12	-	18	17	13	-
	Lo PR	118	119	122	-	125	126	129	-	131	133	135	-	136	138	141	-	141	143	146	-	148	149	152	-
	Hi PR	253	254	256	-	292	293	295	-	334	335	337	-	378	379	381	-	426	427	429	-	477	478	480	-
	Amps	11.8	11.8	11.8	-	13.6	13.6	13.5	-	15.5	15.5	15.5	-	17.7	17.6	17.6	-	20.0	20.0	20.0	-	22.8	22.8	22.8	-
kW	3393	3389	3383	-	3796	3793	3786	-	4246	4243	4236	-	4733	4730	4723	-	5278	5275	5268	-	5917	5913	5906	-	
75	Capacity	57296	58100	59802	62402	56786	57590	59292	61892	55298	56103	57805	60404	52738	53543	55245	57845	49610	50415	52117	54717	46754	47559	49261	51861
	S/T	0.76	0.69	0.55	0.41	0.77	0.69	0.56	0.41	0.80	0.72	0.58	0.44	1.00	0.74	0.60	0.46	1.00	0.76	0.62	0.48	1.00	0.81	0.68	0.53
	Evap dT	22	21	17	14	22	21	17	14	23	21	18	14	22	21	17	14	22	20	17	14	23	21	18	15
	Lo PR	116	118	120	125	123	125	127	132	129	131	134	139	134	136	139	144	140	141	144	149	146	147	150	155
	Hi PR	251	252	254	258	290	291	293	298	332	333	335	339	376	377	379	383	424	425	427	431	475	476	478	483
	Amps	11.7	11.7	11.7	11.8	13.5	13.5	13.4	13.6	15.4	15.4	15.4	15.5	17.6	17.5	17.5	17.7	19.9	19.9	19.9	20.0	22.7	22.7	22.7	22.8
kW	3370	3366	3360	3390	3773	3770	3763	3794	4223	4220	4213	4244	4710	4707	4700	4731	5255	5252	5245	5276	5894	5890	5883	5914	
1750	Capacity	57755	58560	60262	62862	57245	58050	59752	62352	55757	56562	58264	60864	53198	54003	55705	58304	50070	50874	52576	55176	47214	48019	49721	52320
	S/T	0.80	0.72	0.58	0.44	0.80	0.73	0.59	0.45	0.83	0.75	0.62	0.47	1.00	0.77	0.63	0.49	1.00	0.79	0.66	0.51	1.00	0.84	0.71	0.57
	Evap dT	22	20	17	13	22	20	17	13	22	20	17	14	22	20	17	13	21	20	16	13	23	21	18	14
	Lo PR	117	119	121	126	124	126	128	133	130	132	135	140	135	137	140	145	141	142	145	150	147	148	151	156
	Hi PR	252	253	255	259	292	293	294	299	333	334	336	340	377	379	380	385	425	426	428	433	477	478	479	484
	Amps	11.8	11.8	11.7	11.9	13.5	13.5	13.5	13.6	15.5	15.5	15.5	15.6	17.6	17.6	17.6	17.7	20.0	20.0	20.0	20.1	22.8	22.7	22.7	22.8
kW	3381	3378	3371	3402	3785	3782	3775	3806	4235	4232	4225	4256	4722	4719	4712	4743	5267	5264	5257	5288	5905	5902	5895	5926	
2000	Capacity	58153	58958	60660	63259	57643	58448	60150	62749	56155	56960	58662	61262	53596	54400	56102	58702	50468	51272	52974	55574	47612	48416	50118	52718
	S/T	0.81	0.74	0.60	0.46	0.82	0.74	0.61	0.47	0.85	0.77	0.63	0.49	1.00	0.79	0.65	0.51	1.00	0.81	0.68	0.53	1.00	0.86	0.73	0.58
	Evap dT	21	20	16	13	21	20	16	13	22	20	17	13	21	20	16	13	21	19	16	13	22	20	17	14
	Lo PR	118	119	122	127	125	126	129	134	131	133	135	140	136	138	141	146	141	143	146	151	148	149	152	157
	Hi PR	253	254	256	260	293	294	295	300	334	335	337	341	378	379	381	386	426	427	429	434	478	479	480	485
	Amps	11.8	11.8	11.8	11.9	13.6	13.6	13.5	13.7	15.5	15.5	15.5	15.6	17.7	17.6	17.6	17.7	20.0	20.0	20.0	20.1	22.8	22.8	22.8	22.9
kW	3390	3387	3380	3411	3793	3790	3783	3814	4244	4240	4234	4264	4731	4728	4721	4752	5275	5272	5265	5296	5914	5911	5904	5935	

IDB: Entering Indoor Dry Bulb Temperature
 High and low pressures are measured at the liquid and suction service valves.
 Shaded area reflects ACCA (TVA) conditions
 kW = Total system power
 Amps = outdoor unit amps (compressor + fan)

EXPANDED COOLING DATA — DZ7TCA6010A* + DMVT60DP1400* (CONT.)

DESIGN SUBCOOLING 5 - 7 °F @ THE LIQUID SERVICE VALVE, ARI 95 TEST CONDITIONS

IDB	AIRFLOW	OUTDOOR AMBIENT TEMPERATURE												ENTERING INDOOR WET BULB TEMPERATURE											
		65°F				75°F				85°F				95°F				105°F				115°F			
		59	63	67	71	59	63	67	71	59	63	67	71	59	63	67	71	59	63	67	71	59	63	67	71
80	Capacity	57591	58396	60098	62697	57081	57886	59588	62187	55593	56398	58100	60700	53033	53838	55540	58140	49905	50710	52412	55012	47050	47854	49556	52156
	S/T	0.89	0.81	0.68	0.53	1.00	0.82	0.68	0.54	1.00	0.84	0.71	0.57	1.00	0.86	0.73	0.59	1.00	0.89	0.75	0.61	1.00	1.00	0.80	0.66
	Evap dT	26	25	21	18	26	24	21	18	26	25	21	18	26	24	21	18	26	24	21	18	27	25	22	19
	Lo PR	117	118	121	126	124	125	128	133	130	131	134	139	135	136	139	144	140	141	144	149	146	148	151	156
	Hi PR	251	253	254	259	291	292	294	298	332	333	335	339	377	378	379	384	425	426	427	432	476	477	479	483
1750	Amps	11.7	11.7	11.7	11.8	13.5	13.5	13.5	13.6	15.5	15.4	15.4	15.5	17.6	17.6	17.5	17.7	19.9	19.9	19.9	20.0	22.7	22.7	22.7	22.8
	kW	3372	3369	3362	3393	3775	3772	3765	3796	4225	4222	4215	4246	4713	4709	4703	4733	5257	5254	5247	5278	5896	5893	5886	5916
	Capacity	58050	58855	60557	63157	57540	58345	60047	62647	56053	56857	58559	61159	53493	54298	56000	58599	50365	51170	52871	55471	47509	48314	50016	52615
	S/T	0.92	0.85	0.71	0.57	1.00	0.85	0.72	0.57	1.00	0.88	0.74	0.60	1.00	0.90	0.76	0.62	1.00	0.92	0.78	0.64	1.00	1.00	0.83	0.69
	Evap dT	26	24	21	17	26	24	21	17	26	24	21	17	26	24	21	17	26	24	20	17	26	25	21	18
1890	Lo PR	118	119	122	127	125	126	129	134	131	132	135	140	136	137	140	145	141	143	145	150	147	149	152	157
	Hi PR	253	254	256	260	292	293	295	299	333	334	336	341	378	379	381	385	426	427	429	433	477	478	480	484
	Amps	11.8	11.8	11.8	11.9	13.5	13.5	13.5	13.6	15.5	15.5	15.5	15.6	17.6	17.6	17.6	17.7	20.0	20.0	20.0	20.1	22.8	22.8	22.8	22.9
	kW	3384	3380	3374	3404	3787	3784	3777	3808	4237	4234	4227	4258	4724	4721	4716	4745	5269	5266	5259	5290	5908	5904	5897	5928
	Capacity	58448	59253	60955	63555	57938	58743	60445	63045	56450	57255	58957	61557	53891	54696	56398	58997	50763	51567	53269	55869	47907	48712	50414	53013
2000	S/T	0.94	0.86	0.73	0.59	1.00	0.87	0.73	0.59	1.00	0.90	0.76	0.62	1.00	0.91	0.78	0.64	1.00	0.94	0.80	0.66	1.00	1.00	0.85	0.71
	Evap dT	25	23	20	17	25	23	20	17	25	24	20	17	25	23	20	17	25	23	20	17	26	24	21	18
	Lo PR	118	120	123	128	125	127	130	135	132	133	136	141	137	138	141	146	142	143	146	151	148	150	153	158
	Hi PR	254	255	256	261	293	294	296	300	334	335	337	342	379	380	382	386	427	428	430	434	478	479	481	485.2
	Amps	11.8	11.8	11.8	11.9	13.6	13.6	13.5	13.7	15.5	15.5	15.5	15.6	17.7	17.6	17.6	17.8	20.0	20.0	20.0	20.1	22.8	22.8	22.8	22.9
1750	Capacity	58551	59356	61057	63657	58041	58846	60547	63147	56553	57358	59060	61659	53993	54798	56500	59100	50865	51670	53372	55972	48010	48814	50516	53116
	S/T	1.00	0.91	0.78	0.64	1.00	0.92	0.78	0.64	1.00	0.95	0.81	0.67	1.00	1.00	0.83	0.69	1.00	1.00	0.85	0.71	1.00	1.00	0.90	0.76
	Evap dT	30	28	25	21	30	28	25	21	30	28	25	22	30	28	25	21	29	28	24	21	31	29	26	22
	Lo PR	118	120	123	128	125	127	130	135	131	133	136	141	137	138	141	146	142	143	146	151	148	150	153	157
	Hi PR	253	254	255	260	292	293	295	299	333	334	336	341	378	379	381	385	426	427	429	433	477	478	480	484
85	Amps	11.8	11.8	11.7	11.9	13.5	13.5	13.5	13.6	15.5	15.5	15.4	15.6	17.6	17.6	17.6	17.7	20.0	20.0	20.0	20.1	22.7	22.7	22.7	22.8
	kW	3379	3376	3369	3400	3783	3780	3773	3804	4233	4230	4223	4254	4720	4717	4710	4741	5265	5262	5255	5285	5903	5900	5893	5924
	Capacity	59010	59815	61517	64117	58500	59305	61007	63607	57013	57817	59519	62119	54453	55258	56960	59559	51325	52130	53831	56431	48469	49274	50976	53575
	S/T	1.00	0.95	0.81	0.67	1.00	0.95	0.82	0.67	1.00	0.98	0.84	0.70	1.00	1.00	0.86	0.72	1.00	1.00	0.88	0.74	1.00	1.00	0.94	0.79
	Evap dT	29	27	24	21	29	27	24	21	29	28	24	21	29	27	24	21	29	27	24	20	30	28	25	22
1890	Lo PR	119	121	124	129	126	128	131	136	133	134	137	142	138	139	142	147	143	144	147	152	149	151	154	158
	Hi PR	254	255	257	261	293	294	296	300	335	336	337	342	379	380	382	386	427	428	430	434	478	479	481	485
	Amps	11.8	11.8	11.8	11.9	13.6	13.6	13.5	13.7	15.5	15.5	15.5	15.6	17.7	17.6	17.6	17.7	20.0	20.0	20.0	20.1	22.8	22.8	22.8	22.9
	kW	3391	3388	3381	3412	3795	3792	3785	3815	4245	4242	4235	4266	4732	4729	4722	4753	5277	5273	5267	5297	5915	5912	5905	5936
	Capacity	59408	60213	61915	64515	58898	59703	61405	64005	57410	58215	59917	62517	54851	55656	57358	59957	51723	52527	54229	56829	48867	49672	51374	53973
2000	S/T	1.00	0.97	0.83	0.69	1.00	0.97	0.84	0.69	1.00	1.00	0.86	0.72	1.00	1.00	0.88	0.74	1.00	1.00	0.90	0.76	1.00	1.00	0.95	0.81
	Evap dT	29	27	24	20	29	27	24	20	29	27	24	20	29	27	24	20	28	27	23	20	30	28	24	21
	Lo PR	120	122	125	129	127	129	132	136	133	135	138	143	139	140	143	148	144	145	148	153	150	151	154	159
	Hi PR	255	256	258	262	294	295	297	301	336	337	338	343	380	381	383	387	428	429	431	435	479	480	482	486.4
	Amps	11.9	11.9	11.8	12.0	13.6	13.6	13.6	13.7	15.6	15.6	15.5	15.7	17.7	17.7	17.7	17.8	20.1	20.0	20.0	20.2	22.8	22.8	22.8	22.9
kW	3400	3397	3390	3421	3803	3800	3793	3824	4253	4250	4243	4274	4741	4738	4731	4761	5285	5282	5275	5306	5924	5921	5914	5945	

IDB: Entering Indoor Dry Bulb Temperature
 High and low pressures are measured at the liquid and suction service valves.
 Shaded area reflects AHRI conditions.
 kW = Total system power
 Amps = outdoor unit amps (compressor + fan)

EXPANDED COOLING DATA — DZ7TCA6010A* + DMVT60DP1400* (70%)

DESIGN SUBCOOLING 5 - 7 °F @ THE LIQUID SERVICE VALVE, ARI 95 TEST CONDITIONS

IDB	AIRFLOW	OUTDOOR AMBIENT TEMPERATURE												ENTERING INDOOR WET BULB TEMPERATURE											
		65°F				75°F				85°F				95°F				105°F				115°F			
		59	63	67	71	59	63	67	71	59	63	67	71	59	63	67	71	59	63	67	71	59	63	67	71
70	Capacity	41172	41750	42974	-	40805	41384	42607	-	39735	40314	41538	-	37895	38474	39697	-	35646	36224	37448	-	33593	34171	35395	-
	S/T	0.65	0.57	0.43	-	0.66	0.58	0.44	-	0.68	0.61	0.47	-	0.70	0.63	0.49	-	1.00	0.65	0.51	-	1.00	0.70	0.56	-
	Evap dT	18	16	13	-	18	16	13	-	18	16	13	-	18	16	13	-	18	16	13	-	19	17	14	-
	Lo PR	119	121	124	-	127	128	131	-	133	134	137	-	138	140	143	-	143	145	148	-	150	151	154	-
	Hi PR	240	241	242	-	277	278	280	-	317	318	320	-	359	360	362	-	405	406	408	-	454	455	457	-
	Amps	7.4	7.4	7.4	-	8.5	8.5	8.5	-	9.7	9.7	9.7	-	11.1	11.0	11.0	-	12.5	12.5	12.5	-	14.3	14.3	14.3	-
kW	2121	2119	2115	-	2375	2373	2369	-	2658	2656	2652	-	2965	2963	2958	-	3307	3305	3301	-	3709	3707	3702	-	
70	Capacity	41502	42081	43304	-	41135	41714	42938	-	40066	40644	41868	-	38225	38804	40028	-	35976	36555	37779	-	33923	34501	35725	-
	S/T	0.68	0.61	0.47	-	0.69	0.61	0.47	-	0.72	0.64	0.50	-	0.74	0.66	0.52	-	1.00	0.68	0.54	-	1.00	0.73	0.59	-
	Evap dT	17	16	12	-	17	16	12	-	18	16	13	-	17	16	12	-	17	15	12	-	18	16	13	-
	Lo PR	120	122	125	-	128	129	132	-	134	135	138	-	139	141	144	-	144	146	149	-	151	153	156	-
	Hi PR	241	242	244	-	279	280	281	-	318	319	321	-	361	362	363	-	406	407	409	-	455	456	458	-
	Amps	7.4	7.4	7.4	-	8.5	8.5	8.5	-	9.8	9.7	9.7	-	11.1	11.1	11.1	-	12.6	12.6	12.5	-	14.3	14.3	14.3	-
kW	2129	2127	2122	-	2382	2380	2376	-	2666	2664	2659	-	2972	2970	2966	-	3314	3312	3308	-	3716	3714	3710	-	
1400	Capacity	41788	42367	43590	-	41421	42000	43224	-	40352	40930	42154	-	38511	39090	40314	-	36262	36841	38065	-	34209	34788	36011	-
	S/T	0.70	0.63	0.49	-	0.71	0.63	0.49	-	0.74	0.66	0.52	-	0.76	0.68	0.54	-	1.00	0.70	0.56	-	1.00	0.75	0.61	-
	Evap dT	17	15	12	-	17	15	12	-	17	15	12	-	17	15	12	-	17	15	12	-	18	16	13	-
	Lo PR	121	123	126	-	128	130	133	-	135	136	139	-	140	142	145	-	145	147	150	-	152	153	156	-
	Hi PR	242	243	245	-	280	281	282	-	319	320	322	-	362	363	364	-	407	408	410	-	456	457	459	-
	Amps	7.4	7.4	7.4	-	8.5	8.5	8.5	-	9.8	9.8	9.7	-	11.1	11.1	11.1	-	12.6	12.6	12.6	-	14.3	14.3	14.3	-
kW	2134	2132	2128	-	2388	2386	2381	-	2671	2669	2665	-	2977	2975	2971	-	3320	3318	3313	-	3722	3720	3715	-	
75	Capacity	41196	41774	42998	44867	40829	41407	42631	44500	39759	40338	41562	43431	37919	38497	39721	41590	35670	36248	37472	39341	33616	34195	35419	37288
	S/T	0.78	0.71	0.57	0.42	0.79	0.71	0.57	0.43	0.82	0.74	0.60	0.45	1.00	0.76	0.62	0.47	1.00	0.78	0.64	0.49	1.00	0.83	0.69	0.55
	Evap dT	22	20	17	13	22	20	17	13	22	20	17	14	22	20	17	13	21	20	16	13	22	21	18	14
	Lo PR	119	121	124	129	127	128	131	136	133	134	137	142	138	140	143	148	143	145	148	153	150	151	155	160
	Hi PR	240	241	243	247	278	279	280	285	317	318	320	324	360	361	362	367	405	407	408	412	454	455	457	461
	Amps	7.4	7.4	7.4	7.4	8.5	8.5	8.5	8.5	9.7	9.7	9.7	9.8	11.0	11.0	11.0	11.1	12.5	12.5	12.5	12.6	14.3	14.3	14.3	14.3
kW	2119	2117	2113	2133	2373	2371	2367	2386	2656	2654	2650	2669	2963	2961	2957	2976	3305	3303	3299	3318	3707	3705	3701	3720	
75	Capacity	41526	42105	43328	45197	41159	41738	42962	44831	40090	40668	41892	43761	38249	38828	40052	41921	36000	36579	37802	39672	33947	34525	35749	37618
	S/T	0.82	0.74	0.60	0.45	0.82	0.75	0.61	0.46	1.00	0.77	0.63	0.48	1.00	0.79	0.65	0.50	1.00	0.81	0.67	0.53	1.00	0.87	0.73	0.58
	Evap dT	21	19	16	13	21	19	16	13	21	20	16	13	21	19	16	13	21	19	16	13	22	20	17	14
	Lo PR	120	122	125	130	128	129	132	137	134	135	138	143	139	141	144	149	145	146	149	154	151	153	156	161
	Hi PR	241	242	244	248	279	280	282	286	318	319	321	325	361	362	364	368	407	408	409	414	456	457	458	462
	Amps	7.4	7.4	7.4	7.5	8.5	8.5	8.5	8.6	9.7	9.7	9.7	9.8	11.1	11.1	11.1	11.1	12.6	12.6	12.5	12.6	14.3	14.3	14.3	14.4
kW	2127	2125	2121	2140	2381	2379	2374	2394	2664	2662	2658	2677	2970	2968	2964	2983	3313	3311	3306	3326	3715	3713	3708	3728	
1400	Capacity	41812	42391	43614	45484	41445	42024	43248	45117	40376	40954	42178	44047	38535	39114	40338	42207	36286	36865	38088	39958	34233	34811	36035	37904
	S/T	0.84	0.76	0.62	0.47	0.84	0.76	0.63	0.48	1.00	0.79	0.65	0.50	1.00	0.81	0.67	0.52	1.00	0.83	0.69	0.55	1.00	0.89	0.75	0.60
	Evap dT	21	19	16	12	21	19	16	12	21	19	16	13	21	19	16	12	20	19	15	12	21	20	17	13
	Lo PR	121	123	126	131	128	130	133	138	135	136	139	144	140	142	145	150	145	147	150	155	152	153	156	161
	Hi PR	242	243	245	249	280	281	282	287	319	320	322	326	362	363	364	369	408	409	410	414	457	458	459	463
	Amps	7.4	7.4	7.4	7.5	8.5	8.5	8.5	8.6	9.8	9.8	9.7	9.8	11.1	11.1	11.1	11.2	12.6	12.6	12.6	12.6	14.3	14.3	14.3	14.4
kW	2132	2130	2126	2145	2386	2384	2380	2399	2669	2667	2663	2682	2976	2974	2969	2989	3318	3316	3312	3331	3720	3718	3714	3733	

IDB: Entering Indoor Dry Bulb Temperature
 High and low pressures are measured at the liquid and suction service valves.
 Shaded area reflects ACCA (TVA) conditions
 kW = Total system power
 Amps = outdoor unit amps (compressor + fan)

EXPANDED COOLING DATA — DZ7TCA6010A* + DMVT60DP1400* (70%) (CONT.)

DESIGN SUBCOOLING 5 - 7 °F @ THE LIQUID SERVICE VALVE, ARI 95 TEST CONDITIONS

IDB	AIRFLOW	OUTDOOR AMBIENT TEMPERATURE												ENTERING INDOOR WET BULB TEMPERATURE											
		65°F				75°F				85°F				95°F				105°F				115°F			
		59	63	67	71	59	63	67	71	59	63	67	71	59	63	67	71	59	63	67	71	59	63	67	71
1225	Capacity	41408	41986	43210	45079	41041	41620	42843	44713	39971	40550	41774	43643	38131	38710	39933	41803	35882	36460	37684	39553	33829	34407	35631	37500
	S/T	0.91	0.84	0.70	0.55	1.00	0.84	0.70	0.56	1.00	0.87	0.73	0.58	1.00	0.89	0.75	0.60	1.00	1.00	0.77	0.62	1.00	1.00	0.82	0.68
	Evap dT	25	24	21	17	25	24	20	17	26	24	21	17	25	24	20	17	25	23	20	17	26	24	21	18
	Lo PR	120	121	124	129	127	129	132	137	133	135	138	143	139	140	143	148	144	145	148	154	151	152	155	160
	Hi PR	240	241	243	247	278	279	281	285	318	319	320	324	360	361	363	367	406	407	409	413	455	456	458	462
80	Amps	7.4	7.4	7.4	7.4	8.5	8.5	8.5	8.5	9.7	9.7	9.7	9.8	11.1	11.1	11.1	11.1	12.5	12.5	12.5	12.6	14.3	14.3	14.3	14.3
	kW	2121	2119	2114	2134	2375	2373	2368	2388	2658	2656	2651	2671	2964	2962	2958	2977	3307	3305	3300	3320	3708	3706	3702	3721
	Capacity	41738	42317	43540	45410	41372	41950	43174	45043	40302	40880	42104	43973	38461	39040	40264	42133	36212	36791	38015	39884	34159	34738	35961	37831
	S/T	0.95	0.87	0.73	0.58	1.00	0.87	0.74	0.59	1.00	0.90	0.76	0.61	1.00	0.92	0.78	0.63	1.00	1.00	0.80	0.66	1.00	1.00	0.86	0.71
	Evap dT	25	23	20	17	25	23	20	17	25	23	20	17	25	23	20	17	24	23	20	16	26	24	21	17
1400	Lo PR	121	122	125	130	128	130	133	138	134	136	139	144	140	141	144	149	145	146	150	155	152	153	156	161
	Hi PR	242	243	244	248	279	280	282	286	319	320	321	326	361	362	364	368	407	408	410	414	456	457	459	463
	Amps	7.4	7.4	7.4	7.5	8.5	8.5	8.5	8.6	9.8	9.7	9.7	9.8	11.1	11.1	11.1	11.1	12.6	12.6	12.5	12.6	14.3	14.3	14.3	14.4
	kW	2128	2126	2122	2141	2382	2380	2376	2395	2665	2663	2659	2678	2972	2970	2965	2985	3314	3312	3308	3327	3716	3714	3710	3729
	Capacity	42024	42603	43827	45696	41658	42236	43460	45329	40588	41166	42390	44259	38748	39326	40550	42419	36498	37077	38301	40170	34445	35024	36247	38117
85	S/T	0.97	0.89	0.75	0.60	1.00	0.89	0.75	0.61	1.00	0.92	0.78	0.63	1.00	0.94	0.80	0.65	1.00	1.00	0.82	0.68	1.00	1.00	0.88	0.73
	Evap dT	24	23	20	16	24	23	19	16	25	23	20	16	24	23	19	16	24	22	19	16	25	23	20	17
	Lo PR	122	123	126	131	129	130	133	139	135	137	140	145	141	142	145	150	146	147	150	155	152	154	157	162
	Hi PR	241	243	244	248	279	280	282	286	320	321	322	327	362	363	365	369	408	409	411	415	457	458	460	463.8
	Amps	7.4	7.4	7.4	7.5	8.5	8.5	8.5	8.6	9.8	9.8	9.7	9.8	11.1	11.1	11.1	11.1	12.6	12.6	12.5	12.6	14.3	14.3	14.3	14.4
1225	Capacity	42098	42677	43900	45770	41731	42310	43534	45403	40662	41240	42464	44333	38821	39400	40624	42493	36572	37151	38374	40244	34519	35097	36321	38190
	S/T	1.00	0.94	0.80	0.65	1.00	0.95	0.81	0.66	1.00	1.00	0.83	0.68	1.00	1.00	0.85	0.70	1.00	1.00	0.87	0.73	1.00	1.00	0.93	0.78
	Evap dT	29	27	24	21	29	27	24	21	29	27	24	21	29	27	24	20	28	27	24	20	29	28	25	21
	Lo PR	122	123	126	131	129	130	133	138	135	137	140	145	141	142	145	150	146	147	150	155	152	154	157	162
	Hi PR	241	243	244	248	279	280	282	286	319	320	321	326	361	362	364	368	407	408	410	414	456	457	459	463
1323	Amps	7.4	7.4	7.4	7.5	8.5	8.5	8.5	8.6	9.7	9.7	9.7	9.8	11.1	11.1	11.1	11.1	12.6	12.6	12.5	12.6	14.3	14.3	14.3	14.4
	kW	2126	2124	2119	2139	2379	2377	2373	2392	2663	2661	2656	2676	2969	2967	2963	2982	3312	3310	3305	3325	3713	3711	3707	3726
	Capacity	42428	43007	44231	46100	42062	42640	43864	45733	40992	41571	42794	44664	39152	39730	40954	42823	36903	37481	38705	40574	34849	35428	36652	38521
	S/T	1.00	0.97	0.83	0.69	1.00	0.98	0.84	0.69	1.00	1.00	0.86	0.72	1.00	1.00	0.88	0.74	1.00	1.00	0.91	0.76	1.00	1.00	0.96	0.81
	Evap dT	28	26	23	20	28	26	23	20	28	26	23	20	28	26	23	20	28	26	23	20	29	27	24	21
1400	Lo PR	123	124	127	132	130	131	134	139	136	138	141	146	142	143	146	151	147	148	151	156	153	155	158	163
	Hi PR	243	244	245	250	280	281	283	287	320	321	323	327	362	363	365	369	408	409	411	415	457	458	460	464
	Amps	7.4	7.4	7.4	7.5	8.5	8.5	8.5	8.6	9.8	9.8	9.7	9.8	11.1	11.1	11.1	11.1	12.6	12.6	12.6	12.7	14.3	14.3	14.3	14.4
	kW	2133	2131	2127	2146	2387	2385	2381	2400	2670	2668	2664	2683	2977	2975	2970	2990	3319	3317	3313	3332	3721	3719	3714	3734
	Capacity	42714	43293	44517	46386	42348	42926	44150	46019	41278	41857	43080	44950	39438	40016	41240	43109	37189	37767	38991	40860	35135	35714	36938	38807
85	S/T	1.00	0.99	0.85	0.71	1.00	1.00	0.86	0.71	1.00	1.00	0.88	0.74	1.00	1.00	0.90	0.76	1.00	1.00	0.93	0.78	1.00	1.00	0.96	0.83
	Evap dT	28	26	23	20	28	26	23	20	28	26	23	19	28	26	23	19	27	26	23	19	28	27	24	20
	Lo PR	124	125	128	133	131	132	135	140	137	139	142	147	142	144	147	152	148	149	152	157	154	156	159	164
	Hi PR	244	245	246	250	281	282	284	288	321	322	324	328	363	364	366	370	409	410	412	416	458	459	461	465.0
	Amps	7.5	7.5	7.4	7.5	8.6	8.6	8.5	8.6	9.8	9.8	9.8	9.9	11.1	11.1	11.1	11.1	12.6	12.6	12.6	12.7	14.4	14.4	14.3	14.4
85	kW	2138	2136	2132	2152	2392	2390	2386	2405	2675	2673	2669	2688	2982	2980	2976	2995	3324	3322	3318	3337	3726	3724	3720	3739

IDB: Entering Indoor Dry Bulb Temperature
 High and low pressures are measured at the liquid and suction service valves.
 Shaded area reflects AHRI conditions.
 kW = Total system power
 Amps = outdoor unit amps (compressor + fan)

HEATING DATA – HIGH STAGE

DZ7TCA2410A* + DMVT30BP1400*

100 % CAPACITY

	OUTDOOR AMBIENT TEMPERATURE																
	65	60	55	50	47	45	40	35	30	25	20	17	15	10	5	0	-5
MBh	29.2	27.5	25.8	24.2	23.1	22.3	20.4	18.6	17.1	16.0	15.2	14.8	14.2	12.9	11.5	10.1	8.7
T/R	33.3	31.7	30.1	28.4	27.4	26.6	24.3	22.1	20.3	19.0	18.1	17.6	16.9	15.3	13.6	12.0	10.3
KW	1.7	1.7	1.7	1.7	1.7	1.7	1.6	1.6	1.6	1.6	1.6	1.6	1.6	1.5	1.5	1.5	1.5
AMPS	6.3	6.2	6.1	6.1	6.0	6.0	5.9	5.8	5.7	5.7	5.6	5.5	5.5	5.4	5.4	5.3	5.2
COP	4.94	4.70	4.46	4.22	4.06	3.94	3.65	3.35	3.12	2.95	2.84	2.78	2.69	2.46	2.22	1.97	1.72
Hi PR	373	361	349	337	330	325	313	301	288	276	264	257	252	240	228	216	203
LO PR	145	136	127	118	112	109	100	91	82	73	64	58	55	46	37	28	19

DZ7TCA3610A* + DMVT42CP1400*

100 % CAPACITY

	OUTDOOR AMBIENT TEMPERATURE																
	65	60	55	50	47	45	40	35	30	25	20	17	15	10	5	0	-5
MBh	43.2	40.6	38.1	35.6	34.0	32.8	29.9	27.2	24.9	23.2	22.0	21.4	20.6	18.5	16.4	14.3	12.2
T/R	32.3	30.7	29.1	27.4	26.5	25.6	23.3	21.1	19.4	18.1	17.2	16.7	16.0	14.4	12.7	11.1	9.5
KW	2.6	2.6	2.6	2.5	2.5	2.5	2.5	2.5	2.5	2.5	2.5	2.5	2.5	2.5	2.4	2.4	2.4
AMPS	9.4	9.3	9.2	9.2	9.2	9.1	9.1	9.0	9.0	8.9	8.9	8.8	8.8	8.8	8.7	8.7	8.6
COP	4.90	4.63	4.36	4.09	3.92	3.79	3.48	3.17	2.92	2.74	2.61	2.54	2.45	2.21	1.96	1.72	1.48
Hi PR	388	375	363	350	342	337	325	312	300	287	274	267	262	249	236	224	211
LO PR	138	129	120	112	107	103	95	86	78	69	61	55	52	43	35	26	18

DZ7TCA4810A* + DMVT60DP1400*

100 % CAPACITY

	OUTDOOR AMBIENT TEMPERATURE																
	65	60	55	50	47	45	40	35	30	25	20	17	15	10	5	0	-5
MBh	61.1	57.6	54.1	50.7	48.5	46.9	43.0	39.2	36.1	33.9	32.3	31.4	30.3	27.4	24.6	21.7	18.9
T/R	33.4	31.8	30.1	28.5	27.6	26.7	24.4	22.3	20.5	19.2	18.3	17.8	17.2	15.6	14.0	12.3	10.7
KW	3.7	3.7	3.6	3.6	3.6	3.5	3.5	3.4	3.4	3.3	3.3	3.3	3.2	3.2	3.1	3.1	3.1
AMPS	13.6	13.4	13.2	13.0	12.9	12.8	12.6	12.4	12.1	11.9	11.7	11.6	11.5	11.3	11.1	10.9	10.7
COP	4.80	4.59	4.37	4.15	4.00	3.89	3.62	3.34	3.12	2.97	2.87	2.82	2.73	2.51	2.29	2.05	1.81
Hi PR	397	384	371	358	351	346	333	320	307	294	281	273	268	255	242	229	216
LO PR	136	127	119	111	105	102	94	85	77	68	60	55	51	43	34	26	18

DZ7TCA6010A* + DMVT60DP1400*

100 % CAPACITY

	OUTDOOR AMBIENT TEMPERATURE																
	65	60	55	50	47	45	40	35	30	25	20	17	15	10	5	0	-5
MBh	71.7	67.7	63.8	60.0	57.5	55.7	51.5	46.9	43.7	41.2	39.4	38.5	37.2	34.1	30.9	27.7	24.6
T/R	33.8	32.2	30.7	29.1	28.2	27.4	25.2	23.1	21.4	20.2	19.3	18.9	18.2	16.7	15.1	13.6	12.0
KW	4.6	4.5	4.4	4.4	4.3	4.3	4.3	4.2	4.1	4.1	4.0	4.0	3.9	3.9	3.8	3.8	3.7
AMPS	16.9	16.6	16.3	16.0	15.9	15.8	15.5	15.2	15.0	14.7	14.4	14.3	14.2	13.9	13.6	13.4	13.1
COP	4.60	4.41	4.21	4.01	3.88	3.78	3.54	3.28	3.10	2.97	2.88	2.84	2.76	2.57	2.37	2.16	1.95
Hi PR	392	379	366	354	346	341	328	315	303	290	277	270	264	252	239	226	213
LO PR	130	122	114	106	101	97	89	81	73	65	57	52	49	41	33	25	17

Above information is for nominal CFM and 70 degree indoor dry bulb.

Amps = Outdoor unit amps (comp.+fan)

kW = Total system power

DZ7TCA2410A* + DMVT30BP1400*

70% CAPACITY

	OUTDOOR AMBIENT TEMPERATURE																
	65	60	55	50	47	45	40	35	30	25	20	17	15	10	5	0	-5
MBh	21.8	20.4	19.0	17.6	16.7	16.0	14.3	12.7	11.5	10.5	9.8	9.4	9.0	7.8	6.6	5.4	4.2
T/R	36.0	33.9	31.9	29.8	28.6	27.4	24.5	21.8	19.7	18.1	16.9	16.2	15.4	13.3	11.3	9.2	7.1
KW	1.1	1.0	1.0	1.0	1.0	1.0	0.9	0.9	0.9	0.8	0.8	0.8	0.8	0.8	0.7	0.7	0.7
AMPS	3.8	3.6	3.5	3.4	3.3	3.3	3.2	3.0	2.9	2.8	2.7	2.6	2.6	2.4	2.3	2.2	2.1
COP	6.02	5.77	5.51	5.25	5.07	4.92	4.53	4.16	3.87	3.67	3.54	3.48	3.34	3.00	2.63	2.24	1.81
Hi PR	362	350	338	327	319	315	303	291	279	268	256	249	244	232	221	209	197
LO PR	142	134	125	116	111	107	98	89	80	72	63	57	54	45	36	27	18

DZ7TCA3610A* + DMVT42CP1400*

70% CAPACITY

	OUTDOOR AMBIENT TEMPERATURE																
	65	60	55	50	47	45	40	35	30	25	20	17	15	10	5	0	-5
MBh	32.3	30.1	28.0	25.9	24.5	23.5	21.0	18.6	16.7	15.3	14.2	13.7	12.9	11.1	9.3	7.5	5.7
T/R	35.1	33.0	31.0	28.9	27.7	26.5	23.7	21.0	18.9	17.3	16.1	15.4	14.6	12.6	10.5	8.5	6.4
KW	1.6	1.6	1.5	1.5	1.5	1.5	1.4	1.4	1.4	1.3	1.3	1.3	1.2	1.2	1.2	1.1	1.1
AMPS	5.6	5.5	5.3	5.2	5.1	5.0	4.9	4.7	4.6	4.4	4.3	4.2	4.1	4.0	3.8	3.7	3.5
COP	5.94	5.66	5.38	5.09	4.89	4.74	4.32	3.94	3.63	3.41	3.25	3.18	3.04	2.69	2.32	1.92	1.50
Hi PR	376	364	351	339	332	327	315	303	290	278	266	259	254	241	229	217	205
LO PR	135	127	118	110	105	102	93	85	76	68	59	54	51	43	34	26	17

DZ7TCA4810A* + DMVT60DP1400*

70% CAPACITY

	OUTDOOR AMBIENT TEMPERATURE																
	65	60	55	50	47	45	40	35	30	25	20	17	15	10	5	0	-5
MBh	45.7	42.7	39.8	36.8	35.0	33.6	30.1	26.9	24.2	22.3	20.8	20.0	19.1	16.6	14.1	11.6	9.1
T/R	38.8	36.6	34.4	32.2	30.9	29.6	26.5	23.7	21.4	19.7	18.4	17.7	16.8	14.6	12.4	10.2	8.0
KW	2.3	2.2	2.2	2.1	2.1	2.0	2.0	1.9	1.8	1.8	1.7	1.7	1.6	1.6	1.5	1.4	1.4
AMPS	8.3	8.0	7.7	7.4	7.3	7.1	6.9	6.6	6.3	6.0	5.7	5.6	5.5	5.2	4.9	4.6	4.3
COP	5.86	5.64	5.40	5.16	4.99	4.86	4.49	4.15	3.87	3.69	3.58	3.53	3.40	3.08	2.73	2.34	1.93
Hi PR	385	372	360	347	340	335	322	310	297	285	272	265	260	247	235	222	210
LO PR	133	125	117	109	104	100	92	84	75	67	59	54	50	42	34	26	17

DZ7TCA6010A* + DMVT60DP1400*

70% CAPACITY

	OUTDOOR AMBIENT TEMPERATURE																
	65	60	55	50	47	45	40	35	30	25	20	17	15	10	5	0	-5
MBh	53.7	50.3	46.9	43.6	41.5	39.9	36.0	32.3	29.3	27.1	25.5	24.6	23.5	20.6	17.8	15.0	12.2
T/R	39.5	37.3	35.2	33.0	31.7	30.6	27.5	24.7	22.4	20.7	19.5	18.8	17.9	15.8	13.6	11.5	9.3
KW	2.8	2.7	2.6	2.6	2.5	2.5	2.4	2.3	2.2	2.2	2.1	2.0	2.0	1.9	1.8	1.8	1.7
AMPS	10.2	9.9	9.5	9.2	9.0	8.9	8.5	8.2	7.8	7.5	7.1	6.9	6.8	6.4	6.1	5.7	5.4
COP	5.63	5.42	5.21	5.00	4.85	4.72	4.40	4.09	3.84	3.68	3.59	3.55	3.44	3.15	2.84	2.50	2.13
Hi PR	380	367	355	343	335	330	318	306	293	281	269	261	256	244	232	219	207
LO PR	128	120	112	104	99	96	88	80	72	64	56	51	48	40	32	24	16

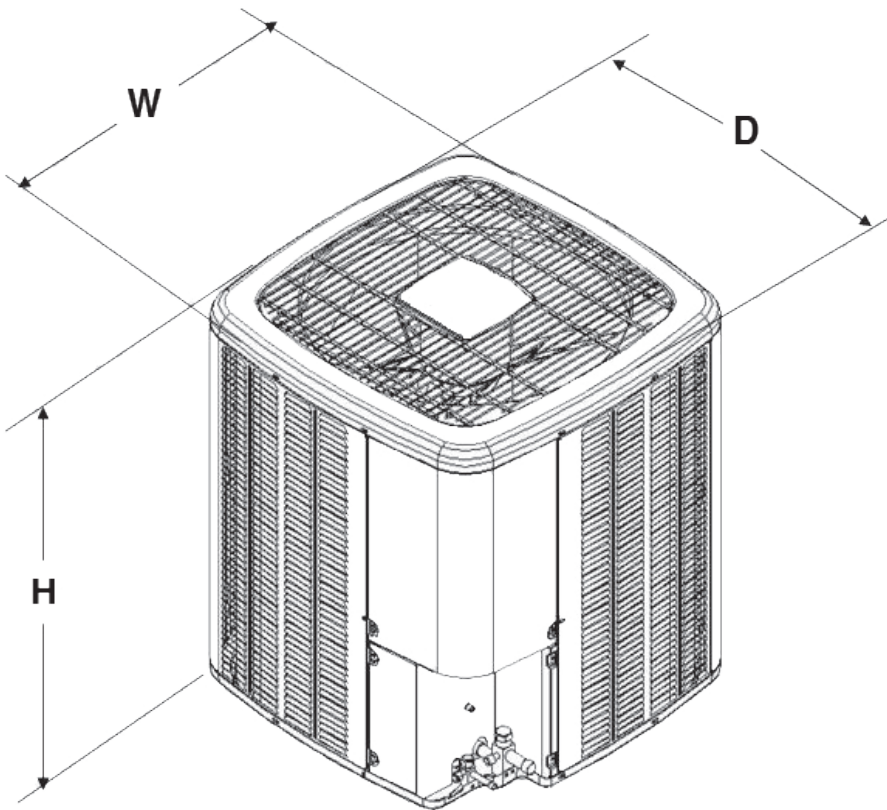
Above information is for nominal CFM and 70 degree indoor dry bulb.

Amps = Outdoor unit amps (comp.+fan)

kW = Total system power

ALL AHRI SYSTEM RATINGS ARE ACCESSIBLE IN THE UNITARY MATCHUP TOOL VIA DAIKIN CITY OR IN THE DAIKIN SYSTEM CONFIGURATOR TOOL VIA PARTNERLINK.

MODEL	DIMENSIONS		
	W"	D"	H"
DZ7TCA2410A*	35½	35½	39½
DZ7TCA3610A*	35½	35½	35¾
DZ7TCA4810A*	35½	35½	41¾
DZ7TCA6010A*	35½	35½	41¾



MODEL #	DESCRIPTION	DZ7TCA 2410A*	DZ7TCA 3610A*	DZ7TCA 4810A*	DZ7TCA 6010A*
ABK-20	Anchor Bracket Kit ◊	X	X	X	X
CSR-U-1	Hard-start Kit	X	X		
CSR-U-2	Hard-start Kit		X	X	X
CSR-U-3	Hard-start Kit			X	X
FSK01A ¹	Freeze Protection Kit	X	X	X	X
OT18-60A ²	Outdoor Thermostat w/ Lockout Stat	X	X	X	X
TXV-FX-KX-2T ³	TXV Kit	X			
TXV-FX-KX-3T ³	TXV Kit		X		
TXV-FX-KX-5T ³	TXV Kit			X	X

◊ Contains 20 brackets; four brackets needed to anchor unit to pad

¹ Installed on indoor coil

² Available in 24V legacy mode only. This feature is integrated in the communicating mode. Required for heat pump applications where ambient temperature falls below 0 °F with 50% or higher relative humidity.

³ Condensing units and heat pumps with reciprocating compressors require the use of start-assist components when used in conjunction with an indoor coil using a non-bleed thermal expansion valve refrigerant metering device or liquid line solenoid kit. The TXV should always be sized based on the tonnage of the outdoor unit.

